

# Vario Flush DL Lens Combo


## PENDANT LARGE (INTEGRAL DRIVERS)

TYPE

PROJECT

### Overview

- vah-ree-o noun: combining form. indicating variety or difference
- The Vario Series was designed mainly for retail/office and library settings, but, can be used in almost any application where variety lighting patterns are required.
- DESIGNER SELECTIONS
- Vario Series has 2 profile sizes, four and one fourths of an inch in width by four and three fourths inches in height, Four and one fourths of an inch in width by five and a half inches in height, if indirect lighting is required.
- Vario Series is available in Linear only, Downlight only and a combination of both linear and downlight. Uplight is available on all combinations. Our downlight accent fixture is adjustable to 30 degrees on y axis and 15 on x,
- Vario Series is available as Pendant, Surface and Recessed
- Vario Series has multiple choices for canopies and colors. Scroll down to view your options
- Vario Series is available in almost any CCT available in the market, we've selected the most popular, but don't let that stop you from asking for something different
- Vario Series is always available for your project's special customization needs, such as triangles, squares, rectangles and more
- Vario Series qualifies as "Made in America", "American Made" and is part of our ECO sustainable end of life program
- For all: ies files, pictures, instructions, rfa files, and warranties...scroll to bottom.



# Vario Flush DL Lens Combo

## PENDANT LARGE (INTEGRAL DRIVERS)

TYPE

PROJECT

### Ordering Format

PART NUMBER: VAR-PC

Size	Lumens Direct	CCT Available	CRI Available	Direct Optics
4 = 4 Feet/2 Downlights	<b>D3/D13F</b> = 350 LPF Linear / Downlight 1350 Lumens 20Degree / Fixed	<b>27</b> = 2700 Kelvins	<b>80</b> = 80-85 CRI	<b>OW</b> = Opal White
6 = 6 Feet/2 Downlights		<b>30</b> = 3000 Kelvins	<b>90</b> = 90-95 CRI	
8 = 8 Feet/4 downlights	<b>D3/D12F</b> = 350 LPF Linear / Downlight 1250 Lumens 30Degree / Fixed	<b>35</b> = 3500 Kelvins		
<b>CL</b> = Custom Length, add in notes (1 inch increment standard)	<b>D5/D13F</b> = 500 LPF Linear / Downlight 1350 Lumens 20Degree / Fixed	<b>40</b> = 4000 Kelvins		
	<b>D5/D12F</b> = 1000 LPF Linear / Downlight 1250 Lumens 30Degree / Fixed	<b>TW</b> = Tunable White 2700-5000 Kelvins Linear Only		
	<b>D7/D13F</b> = 750 LPF Linear / Downlight 1350 Lumens 20Degree / Fixed			
	<b>D7/D12F</b> = 750 LPF Linear / Downlight 1250 Lumens 30Degree / Fixed			
	<b>D10/D13F</b> = 1000 LPF Linear / Downlight 1350 Lumens 20Degree / Fixed			
	<b>D10/D12F</b> = 1000 LPF Linear / Downlight 1250 Lumens 30Degree / Fixed			
	<b>D3/D13A</b> = 350 LPF Linear / Downlight 1350 Lumens 20Degree / Adjustable			
	<b>D3/D12A</b> = 350 LPF Linear / Downlight 1250 Lumens 30Degree / Adjustable			
	<b>D5/D13A</b> = 500 LPF Linear / Downlight 1350 Lumens 20Degree / Adjustable			
	<b>D5/D12A</b> = 500 LPF Linear / Downlight 1250 Lumens 30Degree / Adjustable			
	<b>D7/D13A</b> = 750 LPF Linear / Downlight 1350 Lumens 20Degree / Adjustable			
	<b>D7/D12A</b> = 750 LPF Linear / Downlight 1250 Lumens 30Degree / Adjustable			
	<b>D10/D13A</b> = 1000 LPF Linear / Downlight 1350 Lumens 20Degree /			

# Vario Flush DL Lens Combo

PENDANT LARGE (INTEGRAL DRIVERS)

TYPE

PROJECT

	Adjustable <b>D10/D12A</b> = 1000 LPF Linear / Downlight 1250 Lumens 30Degree / Adjustable			
Mounting	Driver / Voltage	Fixture Finish	Canopy/Power Cord Color	Options
<b>AC1R</b> = Round 5in Canopy JBox - 5in Support  <b>AC1S</b> = Square 5in Canopy JBox - 5in Support  <b>ACD1R</b> = Round 5in Canopy JBox - 2in Support Slot Grid  <b>ACD1S</b> = Square 5in Canopy JBox - 2in Support Slot Grid  <b>ACD2R</b> = Round 5in Canopy JBox - 2in Support T Grid  <b>ACD2S</b> = Square 5in Canopy JBox - 2in Support T Grid  <b>ACUR</b> = Round 5in Canopy JBox - .5in Support Unistrut  <b>ACUS</b> = Square 5in Canopy JBox - .5in Support Unistrut  <b>ACRR</b> = Round 5in Canopy JBox - 2in Support 1/4 Rod  <b>ACRS</b> = Square 5in Canopy JBox - 2in Support 1/4 Rod	<b>ND 1</b> = Non-Dim Universal 120VAC  <b>ND 2</b> = Non-Dim Universal 277VAC  <b>ZT 1</b> = 0-10v dimming 120v dual 1%  <b>ZT 2</b> = 0-10v dimming 277v dual 1%  <b>CC</b> = Custom Control - add in notes  <b>LE 1</b> = Lutron EcoSystem 1% DLC EE CCR / PWM SoftOnFadeToBlack	<b>W</b> = White Standard  <b>BK</b> = Black Standard  <b>SVR</b> = Silver Standard  <b>RAL</b> = Enter RAL # in notes section  <b>PA</b> = Plated Aluminum-enter plated finish in notes  <b>CW</b> = Standard Wood Finish - see wood PN # enter in notes.  <b>SW</b> = Special pattern submitted by designer  <b>AA</b> = Anodized Aluminum -enter PN in notes section	<b>CWPW</b> = Canopy White/Power Cord White  <b>CWPB</b> = Canopy White/Power Cord Black  <b>CBPB</b> = Canopy Black/Power Cord Black  <b>CBPW</b> = Canopy Black/Power Cord White	<b>AWN</b> = Lutron Athena Wireless Node (RF only)  <b>AWNS</b> = Lutron Athena Wireless Node (with Sensor)  <b>CA</b> = Custom Angle, add in notes  <b>IW</b> = Inverter Wiring  <b>EMD</b> = Emergency Driver - Battery Backup 120v-277v  <b>2C</b> = 2 circuit wiring Direct /Indirect  <b>OS</b> = Occupancy Sensor

## NOTES

ORDER NUMBER:

# Vario Flush DL Lens Combo

## PENDANT LARGE (INTEGRAL DRIVERS)

TYPE

PROJECT

### Construction & Mounting

#### HOUSING

Extruded aluminum housings are supplied in nominal lengths of 4 ft., 6 ft., 8 ft. Fixtures may be continuously rowed (contact factory for details). Internal components are constructed from min. 20-gauge die-formed steel. Easy access to driver and LED boards. We can supply many variations of liner, linear with downlights or downlight only. End caps are extruded aluminum. Custom sizes are available.

#### REFLECTOR

Integral powder-coated LED housing with excessive reflectivity for increased lumen output on linear. Downlight has a specular open reflector.

#### FINISH

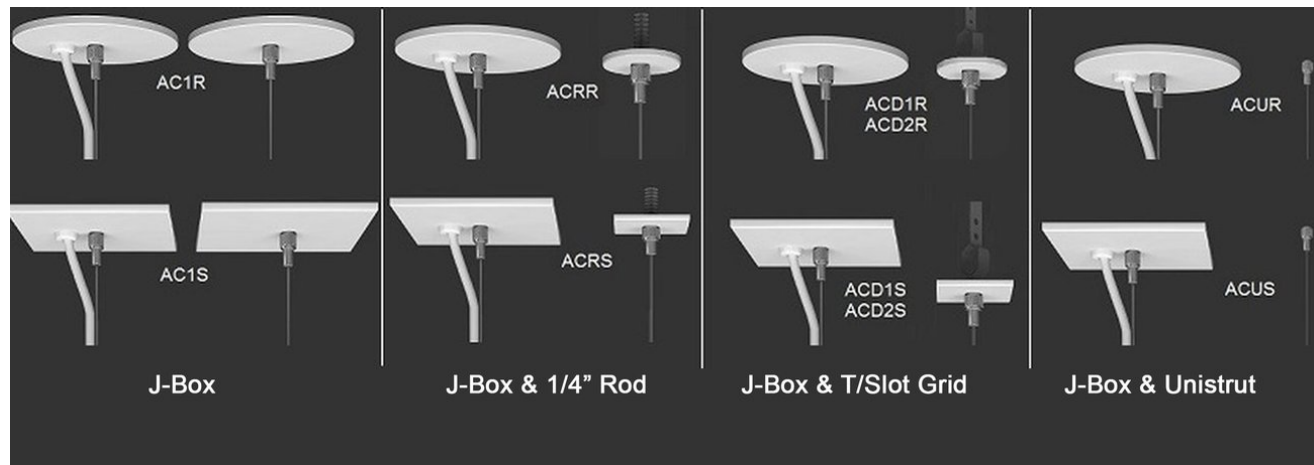
Standard powder-coated colors are white, black and silver. Custom processed wood finishes, aluminum anodized finishes, chrome/gold plating, and custom finishes are available as well. We also accept RAL and Pantone numbers for powder-coating color choices.

#### OPTICS

Linear snap-in lens is designed for high LED output and to hide LED image. Downlight available in various beam spreads, consult factory.

#### MOUNTING

Cable mounting with various size canopies and power feeds. If not selected in options, canopy color and cord will be white. Cable uses gripper style locking for field adjustments 48" standard. Canopy mounts to standard J-box.

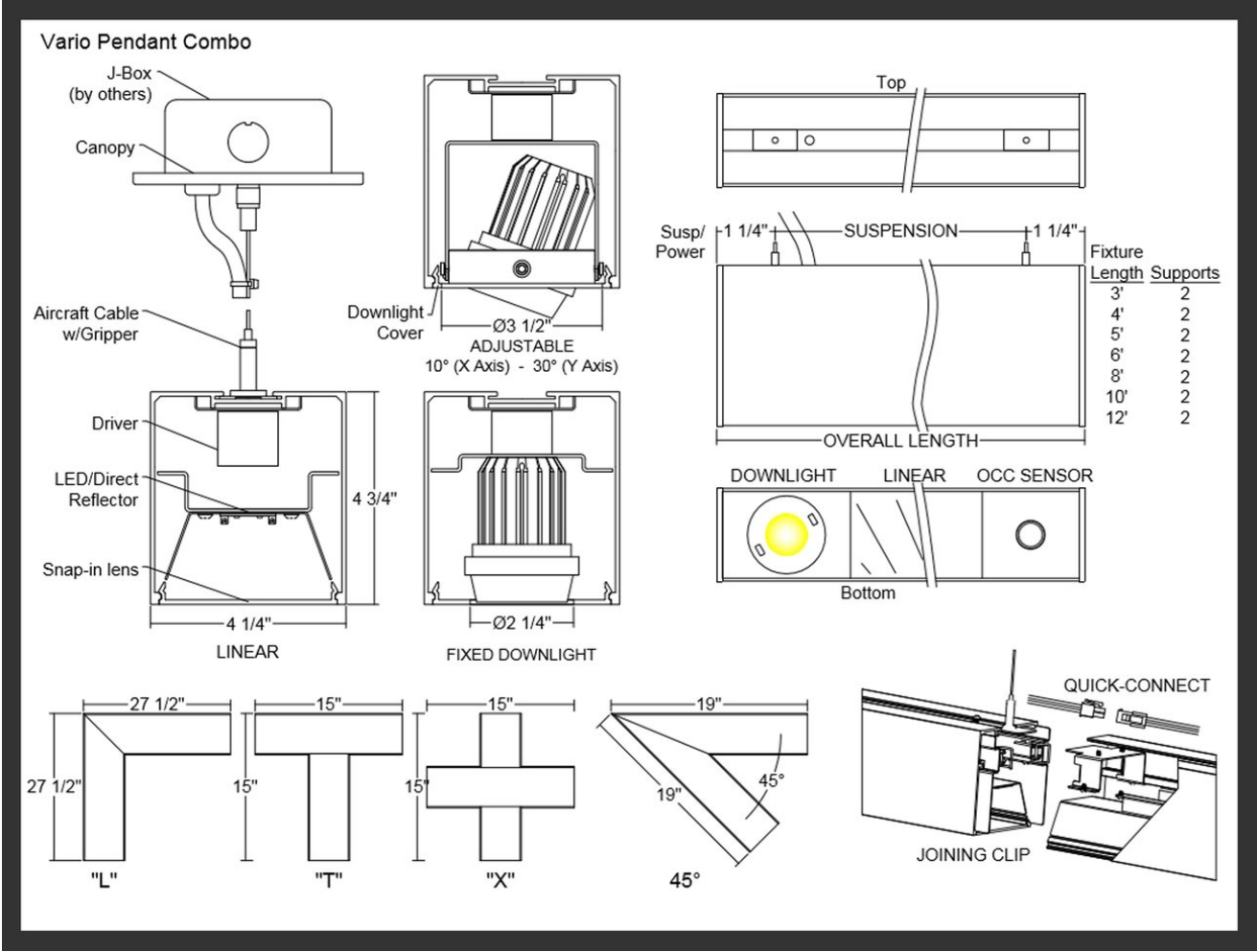


# Vario Flush DL Lens Combo

## PENDANT LARGE (INTEGRAL DRIVERS)

TYPE

PROJECT




# Vario Flush DL Lens Combo

## PENDANT LARGE (INTEGRAL DRIVERS)

TYPE

PROJECT

### Standard Finishes




White  
W

Black  
B

Silver  
SVR

### Anodized Aluminum - Premium Finishes

xxxx-B for Aluminum to be Brushed



Anodized Black  
AABK


Anodized DK.  
Bronze  
AADB

Anodized LT.  
Bronze  
AALB

Anodized Champagne  
AALC

Anodized Clear  
AACL

### Plated Aluminum - Premium Finishes




Antique Brass  
PAAB

Polished Chrome  
PAPC

Polished Gold  
PAPG

### Wood - Premium Finishes



LW01

LW02

LW03

LW04

LW07

LW08

DW02

DW07

DW08

DW09

DW10


DW11

DW12

Consult Factory

### Custom RAL

Custom finishes go to: [tiger-coatings.com](http://tiger-coatings.com) Add # to Notes



**Standard and Custom RAL Finishes** - colors are powder coated and do not add to delivery lead time. Maximum length is 12ft.

**Anodized Aluminum** - can be smooth or brushed, color can vary fixture to fixture and adds 4-5 weeks to lead time. Anodized finish is limited in fixture size. Maximum length is 12ft.

**Plated Aluminum** - is a mirror finish in chrome and gold and adds 4-5 weeks to lead time. Maximum length is 8ft.

**Wood Finishes** - so realistic, wood finish can add up to 4-5 weeks to lead time. Maximum length is 10ft.

# Vario Flush DL Lens Combo

## PENDANT LARGE (INTEGRAL DRIVERS)

TYPE

PROJECT

### Electrical / Driver

- Drivers - Our drivers are specifically selected based on fixture application to ensure ultimate reliability and long life. We use only UL recognized brands of LED drivers. Our LED drivers feature HPF (high power factor), universal voltage 110 - 277 VAC and include 0-10V dimming. Please note, 277v has longer distances from power feed to power feed then 120v.
- If required, we can supply premium drivers such as Lutron, Eldoed and others upon request. Advanced control systems compliant drivers such as POE,DALI, DMX, etc. are also available, please consult factory.
- Rated life (90% survivorship) of 50,000 hours at 50° C max. ambient (and 70° C max. case) temperature. At maximum driver load: Efficiency >84%, PF>0.9, THD
- Our LED drivers feature HPF (high power factor), universal voltage 110 - 277 VAC and include 0-10V dimming.
- Emergency drivers are factory installed as an option, long life, high temperature, recyclable Ni-Cad battery pack with test switch and charge indicator. EMR is minimum of 90 minutes operation to meet code.
- POE - We are working with Molex/Igor POE systems. We can add a POE driver into our fixtures or remote them. Based on the fixture you select, we will notify you (or you can contact the factory) to see if we can install the P-driver or the P-driver needs to be remote. Just add POE1 in the spec and we will advise. Please keep in mind you need to specify a complete POE control system before specifying POE1.

### LED Performance

LED Output	CCT Color Temp	Watts	Lumens	Lumens per Watt	CCT Multiplier
Low	3000	4.28 WPF	350 LPF	81	2700=.95
Medium	3000	6.23 WPF	500LPF	80	3000=1
High	3000	9.38WPF	750 LPF	80	3500=1.01
Very High	3000	12.63 WPF	1000 LPF	80	4000= 1.15
Medium 20d	3000	12.71 TW	1360 TL	107	NA
Medium 30d	3000	12.71 TW	1250 TL	107	NA

- The table above is a quick reference. When calculating loads make sure you add direct and indirect LPW to get total wattage. Please refer to photometric report for detailed information.
- Our light engines are precisely designed for optimal operation of LED assemblies.
- Our standard LED's CCT (correlated color temperature) range is 2700K to 4000K. Other CCT values are available upon request.
- We log LED bin codes for each project we supply to ensure color consistency and keep a record of those projects for future reference.
- CRI offered is 80+, and 90+ Note: on 90+ CRI use .85 multiplier
- Tunable white, warm dim and other special LED colors available.
- Custom Lumens Available
- We design our own printed circuit boards to ensure high luminescence efficiency, low thermal resistance and long-term reliable operation.
- Light engines are easily replaced.
- We use only recognized brand LED's with 3 SDCM (standard deviation color matching) with high color consistency. 2 SDCM available upon request.
- If you require a special LED manufacturer, please contact us. LED chip manufacturers used by Picasso are primarily (but not limited to) Nichia, Cree and Samsung.
- LRP - "LED Reel Program" – LED's for printed circuit boards come on reels' like old 8mm projectors and they're sold in lots just like fabric. At Picasso Lighting, we have a program where we make sure all of your reels come from the same lot for each project. This ensures excellent color consistency in large open spaces.
- LED life is rated at 50,000 hours

### Certifications & Warranties



# Vario Flush DL Lens Combo

## PENDANT LARGE (INTEGRAL DRIVERS)

TYPE

PROJECT

- Limited five-year limited warranty on all products that are installed according to the product's specifications. Fixture must be properly installed by qualified licensed electricians, who meet and understand local installation requirements. Proper ambient conditions are to be met. The normal indoor temperatures of 50-90 degrees F, no more than 95% RH and sufficient air flow are required. Fixture should not be modified, and no maintenance or repairs should be performed without the written authorization from Picasso Lighting.
- We manufacture based on approved spec sheets and submittals signed by the customers. Change orders must be in writing and will delay delivery.
- Picasso Lighting reserves the right to repair or replace a defective product with another product with a similar design and the same or better performance, or to refund the distributor for the purchase price. The costs of labor to replace luminaires are not covered.
- Warranty does not cover damage caused by transportation, damage caused by using the fixture in an area it is not UL rated for, damage caused by negligence, lack of maintenance, attempts to repair by unqualified or unauthorized personnel, by using non-original accessories/parts, fixtures installed in systems without power surge protection.
- Picasso Lighting must receive in writing any complaints regarding the defective products, no later than 3 weeks from delivery addressed to: [ttoledo@picassoltg.com](mailto:ttoledo@picassoltg.com). Picasso Lighting will send a field technician to the site to evaluate the said defective product or may require product to be sent back to the factory for repair. The customer is responsible for the costs of disassembly and reassembly. We do accept field repairs and replacement labor from licensed electrical contractors but not without a written agreement signed by Picasso Lighting official. Failure to adhere to all warranty and certifications will void any recompense and the warranty.
- IBEW USA Union All fixtures are IBEW manufactured and assembled in the USA. UL listed for dry and damp locations.



Note: Picasso lighting industries, LLC reserves the right to make any design changes which will not affect the overall appearance or performance of the product. All ceilings to be adequately reinforced by others. All fixtures to be wired by licensed electrician only. The information contained herein is the sole property of Picasso Lighting Industries, LLC and may not be used without prior written consent of Picasso Lighting Industries, LLC. The 'USGBC member logo' is a trademark owned by the U.S. Green building council and is used by permission. The logo signifies only that Picasso Lighting Industries, LLC is a USGBC member; USGBC does not review, certify, or endorse the products or services offered by its members.