

# Frame Out™ Wall

## FRAMED EXIT SIGN

TYPE

PROJECT

### Overview

- The aluminum frame, which minimizes light projection at the edge of the sign, comes with a backside mounting plate to cover the J-box for a clean looking installation. In addition to white, black, and silver, the sign can be specified in anodized, plated, woodgrain, and custom RAL-matched finishes—flexibility that permits better visual integration into the interior environment.
- Designed with architects, engineers, and lighting designers in mind
- Accompanying wall mount comes with all the hardware needed to create an elegant floating effect
- All-aluminum extruded housing with high-grade acrylic face
- Removable front cover for easy installation
- Optional 6" or 8" lettering in red or green
- Field-removable arrows, allowing the same sign to indicate right, left, or dual directionality
- Dual Voltage 120v/277v AC with long-life LED illumination
- Easily accessible test switch and charge rate indicator
- UL 924, NEC, OSHA, and NYC approved
- Listed for damp locations
- Developed in collaboration with Gensler serving as product design consultant
- North America/Europe US Patent No. 10,867,534
- Choice of standard acrylic lens or premium laser cut acrylic lens which provides a more even, sharper illumination.
- Made to order in the USA



# Frame Out™ Wall

FRAMED EXIT SIGN

TYPE  
PROJECT

## Ordering Format

PART NUMBER: FOE-W

Mounting Style	Letter Size	LED/Letter Color	Acrylic Style	Frame Out Finish
<b>W</b> = Wall	<b>6</b> = 6 inch <b>8</b> = 8 inch	<b>R</b> = Red EXIT / 4 direction arrows included  <b>G</b> = Green EXIT / 4 direction arrows included	<b>FC1</b> = Clear - 1 side only  <b>FM1</b> = Mylar Mirror - 1 side only  <b>FM2</b> = Mylar Mirror - 2 side only	<b>W</b> = White  <b>B</b> = Black  <b>SVR</b> = Silver  <b>RAL</b> = RAL Custom Color - enter RAL# in notes section  <b>PA</b> = Plated Aluminum - enter plated finish in notes  <b>CW</b> = Standard Wood Finish - see wood PN # enter in notes.  <b>AA</b> = Anodized Aluminum - enter PN in notes section  <b>SW</b> = Special pattern submitted by designer
Battery	Voltage	BABA Required		
<b>BB</b> = 4.8 Volt NiCad 90Min./24hr Charge	<b>V12</b> = Dual 120/277 Volt - AC 4 Watts	<b>BABA</b> = Please quote to meet BABA Requirements		

### NOTES

**ORDER NUMBER:**

# Frame Out™ Wall

## FRAMED EXIT SIGN

TYPE

PROJECT

### Construction & Mounting

#### HOUSING

Housing is constructed of all extruded aluminum. The front cover is removable for easy installation.

#### MOUNTING

To mount in sheetrock, we add a perforated plaster flange to attach to the J-Box for a clean installation. In other material walls, we suggest conduit.

#### LABELING

Buy America Build America, Buy American Act, Made in USA, Picasso Lighting qualifies for all. Items purchased for use in a covered infrastructure project must meet the following requirements: Iron and steel: All manufacturing processes, from the initial melting stage through the application of coatings, occurred in the U.S. Manufactured products: All products are manufactured in the U.S., and the cost of its components that are mined, produced, or manufactured in the U.S. is greater than 75 percent (we meet 2029 requirements) of the total cost of all components. Construction materials: All manufacturing processes occurred in the U.S. If you have a BABA purchase order, please check the BABA box under options so we can purchase a qualifying LED Driver. UL Approved IBEW Union Made in USA. UL Approved IBEW Union Made

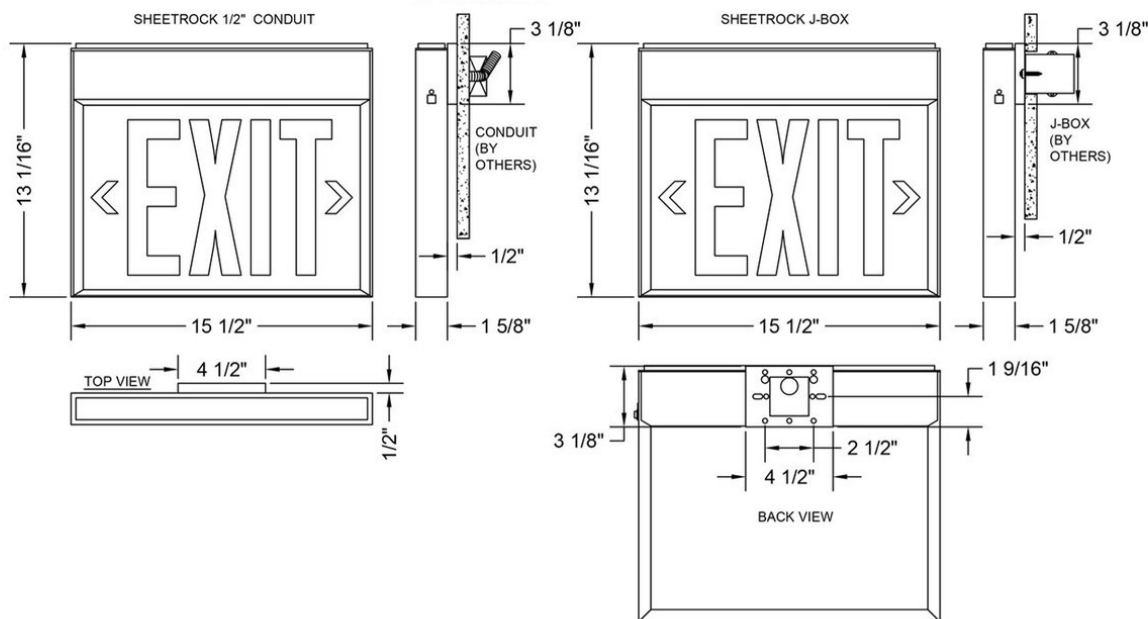
#### OPTICS

The "Frame Out" wall incorporates a strip of long-lasting LEDs at the bottom of the housing to illuminate the sign evenly. LEDs are red or green to enhance the red or green exit sign and direction arrows.

#### FINISH

Standard powder-coated colors are white, black and silver. Custom processed wood finishes, aluminum anodized finishes, chrome/gold plating, and custom finishes are available as well. We also accept RAL and Pantone numbers for powder-coating color choices.

### Frame Out™ Wall




# Frame Out™ Wall

## FRAMED EXIT SIGN

TYPE

PROJECT

### Standard Finishes




White  
W

Black  
B

Silver  
SVR

### Anodized Aluminum - Premium Finishes

xxxx-B for Aluminum to be Brushed



Anodized Black  
AABK


Anodized DK.  
Bronze  
AADB

Anodized LT.  
Bronze  
AALB


Anodized Champagne  
AALC

Anodized Clear  
AACL

**Custom RAL** - Custom finishes go to: [tiger-coatings.com](http://tiger-coatings.com) **Add 8 to Notes**



### Plated Aluminum - Premium Finishes

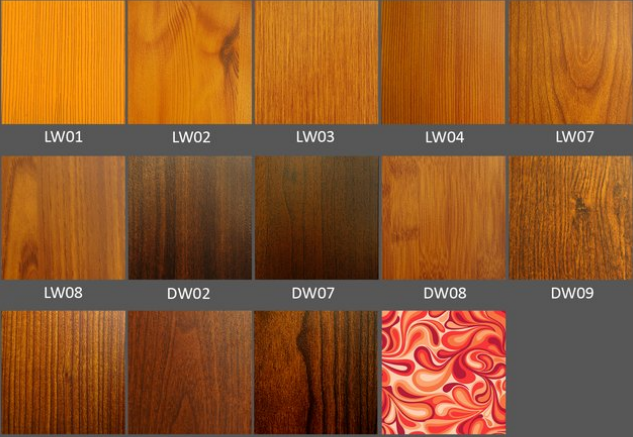


Antique Brass  
PAAB

Polished Chrome  
PAPC

Polished Gold  
PAPG

### Wood - Premium Finishes



LW01 LW02 LW03 LW04 LW07

LW08 DW02 DW07 DW08 DW09

DW10 DW11 DW12 Consult Factory

Standard Finishes - colors are powder coated and do not add to delivery lead time.  
 Anodized Aluminum - can be smooth or brushed, color can vary fixture to fixture and adds 4-5 weeks to lead time. Anodized finish is limited in fixture size.  
 Plated Aluminum - is a mirror finish in chrome and gold and adds 4-5 weeks to lead time.  
 Woods Finishes - so realistic, wood finish can add up to 4-5 weeks to lead time.

# Frame Out™ Wall

## FRAMED EXIT SIGN

TYPE

PROJECT

### Electrical / Driver

- Drivers - Our drivers are specifically selected based on fixture applications to ensure ultimate reliability and long life. We use only UL recognized brands of LED drivers. Our LED drivers feature HPF (high power factor), universal voltage 110 - 277 VAC.
- UL 924 approved under emergency lighting and power equipment.
- EMR is a minimum of 90 minutes operation to meet code.
- Replace the battery with MYD battery PN AAA300, rated 300mah,4.8v.
- Our LED drivers feature HPF (high power factor), universal voltage 110 - 277 VAC.
- The emergency battery is a recyclable Ni-Cad battery at 4.8V @ 300ma.
- Test switch and charge indicator.
- Suitable for damp location. Use in 10 celsius (min) to 40 celsius (max) ambient temperature.

### LED Performance

LED Output	CCT Color Temp	Watts	Lumens	Lumens per Watt	CCT Multiplier
Soft	Red	3.72 TW 120v	NA	NA	NA
Soft	Red	3.87 TW 277VAC	NA	NA	NA
Soft	Green	3.72 TW 120v	NA	NA	NA
Soft	Green	3.87 TW 277VAC	NA	NA	NA

- The table above is a quick reference.
- Our light engines are precisely designed for optimal operation of LED assemblies.
- Relamp LEDs with only xxx-xxx lamp assembly.
- We design our own printed circuit boards to ensure high luminescence efficiency, low thermal resistance and long-term reliable operation.
- Light engines are easily replaced.

### Certifications & Warranties

- Limited five-year limited warranty on all products that are installed according to the product's specifications. Fixture must be properly installed by qualified licensed electricians, who meet and understand local installation requirements. Proper ambient conditions are to be met. The normal indoor temperatures of 50-90 degrees F, no more than 95% RH and sufficient air flow are required. Fixture should not be modified, and no maintenance or repairs should be performed without the written authorization from Picasso Lighting.
- We manufacture based on approved spec sheets and submittals signed by the customers. Change orders must be in writing and will delay delivery.
- Picasso Lighting reserves the right to repair or replace a defective product with another product with a similar design and the same or better performance, or to refund the distributor for the purchase price. The costs of labor to replace luminaires are not covered.
- Warranty does not cover damage caused by transportation, damage caused by using the fixture in an area it is not UL rated for, damage caused by negligence, lack of maintenance, attempts to repair by unqualified or unauthorized personnel, by using non-original accessories/parts, fixtures installed in systems without power surge protection.
- Picasso Lighting must receive in writing any complaints regarding the defective products, no later than 3 weeks from delivery addressed to: [ttoledo@picassoltg.com](mailto:ttoledo@picassoltg.com). Picasso Lighting will send a field technician to the site to evaluate the said defective product or may require product to be sent back to the factory for repair. The customer is responsible for the costs of disassembly and reassembly. We do accept field repairs and replacement labor from licensed electrical contractors but not without a written agreement signed by Picasso Lighting official. Failure to adhere to all warranty and certifications will void any recompense and the warranty.
- IBEW USA Union All fixtures are IBEW manufactured and assembled in the USA. UL listed for dry and damp locations.



Note: Picasso lighting industries, LLC reserves the right to make any design changes which will not affect the overall appearance or performance of the product. All ceilings to be adequately reinforced by others. All fixtures to be wired by licensed electrician only. The information contained herein is the sole property of Picasso Lighting Industries, LLC and may not be used without prior written consent of Picasso Lighting Industries, LLC. The 'USGBC member logo' is a trademark owned by the U.S. Green building council and is used by permission. The logo signifies only that Picasso Lighting Industries, LLC is a USGBC member; USGBC does not review, certify, or endorse the products or services offered by its members.