

TASK 4.5 (Integral Driver)

TOOLS & COVE, TASK , OTHERS

TYPE

PROJECT

Overview

- Task /task/ a piece of work to be done or undertaken.
- Task is a product you can design coves and task lighting by using our very low profile modular sections that create a smooth even illumination using LED boards ,and not tape.
- DESIGNER SELECTIONS
- Task Series has 1 profile size and 6 standard lengths. four and a half inches in width and one inch in height. Modular lengths are two, three and four feet.
- Task Series information we need is just dimensions of task, cove or space you're looking to illuminate.
- We calculate remote drivers needed based on your LPF requirements. We can also tune in our drivers to specific lumen output if required.
- Task Series is available in almost any CCT available in the market, we've selected the most popular , but don't let that stop you from asking for something different.
- Task Series is always available for your projects special customization needs, just contact your local agent.
- Task Series qualifies as "Made in America" and is part of our ECO sustainable end of life program.
- For all: ies files, pictures, instructions, rfa files, and warranties...scroll to bottom.



TASK 4.5 (Integral Driver)

TOOLS & COVE, TASK , OTHERS

TYPE

PROJECT

Ordering Format

PART NUMBER: TAS 4.5-SF

Size	Lumens Direct	CCT Available	CRI Available	Direct Optics
3 = 3 Feet	D3 = 350 LPF (min size, if dimming is 24 inches) D5 = 500 LPF D7 = 750 LPF	27 = 2700 Kelvins	80 = 80-85 CRI	FW = Frosted White
4 = 4 Feet		30 = 3000 Kelvins	90 = 90-95 CRI	
5 = 5 Feet		35 = 3500 Kelvins		
6 = 6 Feet		40 = 4000 Kelvins		
7 = 7 Feet		TW = Tunable White 2700-5000 Kelvins		
8 = 8 Feet				
CL = Custom Length add in notes... max sngl.. run 10'				
Mounting	Driver / Voltage	Fixture Finish	Options	
SM = Surface Mount	ND 1 = Non-Dim Universal 120VAC ND 2 = Non-Dim Universal 277VAC ZT 1 = 0-10v dimming 120v dual 1% ZT 2 = 0-10v dimming 277v dual 1% CC = Custom Control - Add in notes	W = Standard White BK = Standard Black SVR = Standard Silver RAL = Enter RAL or Pantone in notes CW = Standard Wood Finish - see wood PN # enter in notes. SS = Stainless Steel (actual stainless steel)	AWN = Lutron Athena Wireless Node (RF only) AWNS = Lutron Athena Wireless Node (with Sensor) EMD = Emergency Driver - Battery Backup 120-277VAC 4 feet & above only EMDR = Emergency Driver Remote - Battery Backup 120-277VAC OS = Occupancy Sensor powered by LV output Min Max run 3-50 feet RW1 = Rocker Switch 120V Min Max run 3-50 feet RW2 = Rocker Switch 277V Min Max run 3-50 feet SS = All Stainless Steel choose in finish as well	

NOTES

ORDER NUMBER:

TASK 4.5 (Integral Driver)

TOOLS & COVE, TASK , OTHERS

TYPE

PROJECT

Construction & Mounting

OPTICS

LED compatible soft white acrylic.

MOUNTING

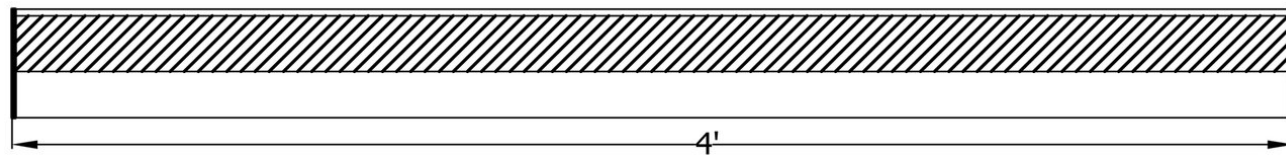
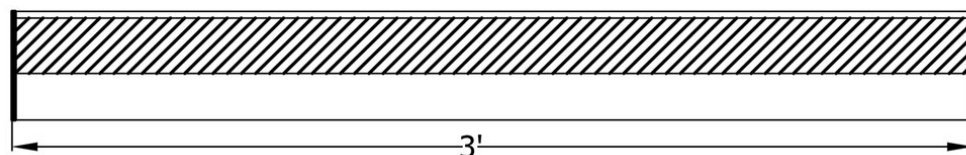
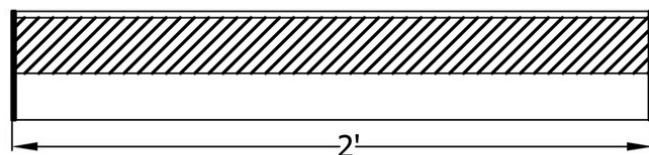
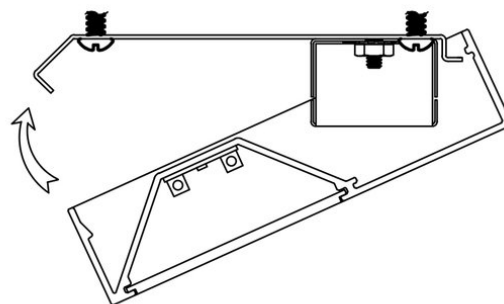
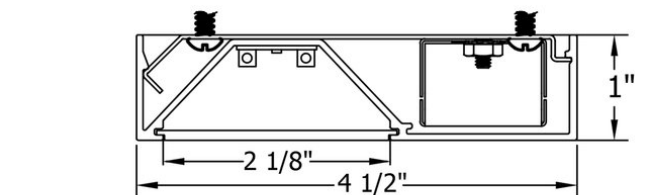
Fixtures have pre-drilled holes for 1/4" screws. Task mounted fixtures have 1/2" knockout for power feed.

REFLECTOR

Integral powder-coated LED housing with excessive reflectivity for increased lumen output

FINISH

Standard powder-coated colors are white, black and silver. Custom processed wood finishes, aluminum anodized finishes, chrome/gold plating and custom finishes are available as well. We also accept RAL and Pantone numbers for powder-coating color choices.




TASK 4.5 (Integral Driver)

TOOLS & COVE, TASK , OTHERS

TYPE

PROJECT

Standard Finishes




White
W

Black
B

Silver
SVR

Anodized Aluminum - Premium Finishes

xxxx-B for Aluminum to be Brushed



Anodized Black
AABK


Anodized DK.
Bronze
AADB

Anodized LT.
Bronze
AALB

Anodized Champagne
AALC

Anodized Clear
AACL

Plated Aluminum - Premium Finishes




Antique Brass
PAAB

Polished Chrome
PAPC

Polished Gold
PAPG

Wood - Premium Finishes



LW01

LW02

LW03

LW04

LW07

LW08

DW02

DW07

DW08

DW09


DW10

DW11

DW12

Consult Factory

Custom RAL - Custom finishes go to: tiger-coatings.com Add 8 to Notes



Standard Finishes - colors are powder coated and do not add to delivery lead time.

Anodized Aluminum - can be smooth or brushed, color can vary fixture to fixture and adds 4-5 weeks to lead time. Anodized finish is limited in fixture size.

Plated Aluminum - is a mirror finish in chrome and gold and adds 4-5 weeks to lead time.

Woods Finishes - so realistic, wood finish can add up to 4-5 weeks to lead time.

TASK 4.5 (Integral Driver)

TOOLS & COVE, TASK , OTHERS

TYPE

PROJECT

Electrical / Driver

- Drivers - Our drivers are specifically selected based on fixture application to ensure ultimate reliability and long life. We use only UL recognized brands of LED drivers. Our LED drivers feature HPF (high power factor), universal voltage 110 - 277 VAC and include 0-10V dimming. Please note, 277v has longer distances from power feed to power feed than 120v.
- If required, we can supply premium drivers such as Lutron, Eldoed and others upon request. Advanced control systems compliant drivers such as POE,DALI, DMX, etc. are also available, please consult factory.
- Rated life (90% survivorship) of 50,000 hours at 50° C max. ambient (and 70° C max. case) temperature. At maximum driver load: Efficiency >84%, PF>0.9, THD
- POE - We are working with Molex/Igor POE systems. We can add a POE driver into our fixtures or remote them. Based on the fixture you select, we will notify you (or you can contact the factory) to see if we can install the P-driver or the P-driver needs to be remote. Just add POE1 in the spec and we will advise. Please keep in mind you need to specify a complete POE control system before specifying POE1.
- Our LED drivers feature HPF (high power factor), universal voltage 110 - 277 VAC and include 0-10V dimming.
- Emergency drivers are factory installed as an option, long life, high temperature, recyclable Ni-Cad battery pack with test switch and charge indicator. EMR is minimum of 90 minutes operation to meet code.
- Whip - Six feet long, wiring RHOS/Reach Compliant, 18 gauge, 600v rated, Specify wired to the fixture as an OPTION.

LED Performance

LED Output	CCT Color Temp	Watts	Lumens	Lumens per Watt	CCT Multiplier
Low	3000	3.65 WPF	350 LPF	96 LPW	2700 = .95
Medium	3000	5.06 WPF	500 LPF	99 LPW	3000 = 1
High	3000	7.13 WPF	750 LPF	106 LPW	3500=1.01/4000=1.03

- The table above is a quick reference. When calculating loads make sure you add direct and indirect LPW to get total wattage. Please refer to photometric report for detailed information.
- Our light engines are precisely designed for optimal operation of LED assemblies.
- Our standard LED's CCT (correlated color temperature) range is 2700K to 4000K. Other CCT values are available upon request.
- We log LED bin codes for each project we supply to ensure color consistency and keep a record of those projects for future reference.
- CRI offered is 80+, and 90+ Note: on 90+ CRI use .85 multiplier
- Tunable white, warm dim and other special LED colors available.
- Custom Lumens Available
- We design our own printed circuit boards to ensure high luminescence efficiency, low thermal resistance and long-term reliable operation.
- Light engines are easily replaced.
- We use only recognized brand LED's with 3 SDCM (standard deviation color matching) with high color consistency. 2 SDCM available upon request.
- If you require a special LED manufacturer, please contact us. LED chip manufacturers used by Picasso are primarily (but not limited to) Nichia, Cree and Samsung.
- LRP - "LED Reel Program" – LED's for printed circuit boards come on reels' like old 8mm projectors and they're sold in lots just like fabric. At Picasso Lighting, we have a program where we make sure all of your reels come from the same lot for each project. This ensures excellent color consistency in large open spaces.
- LED life is rated at 50,000 hours

Certifications & Warranties

TASK 4.5 (Integral Driver)

TOOLS & COVE, TASK , OTHERS

TYPE

PROJECT

- Limited five-year limited warranty on all products that are installed according to the product's specifications. Fixture must be properly installed by qualified licensed electricians, who meet and understand local installation requirements. Proper ambient conditions are to be met. The normal indoor temperatures of 50-90 degrees F, no more than 95% RH and sufficient air flow are required. Fixture should not be modified, and no maintenance or repairs should be performed without the written authorization from Picasso Lighting.
- We manufacture based on approved spec sheets and submittals signed by the customers. Change orders must be in writing and will delay delivery.
- Picasso Lighting reserves the right to repair or replace a defective product with another product with a similar design and the same or better performance, or to refund the distributor for the purchase price. The costs of labor to replace luminaires are not covered.
- Warranty does not cover damage caused by transportation, damage caused by using the fixture in an area it is not UL rated for, damage caused by negligence, lack of maintenance, attempts to repair by unqualified or unauthorized personnel, by using non-original accessories/parts, fixtures installed in systems without power surge protection.
- Picasso Lighting must receive in writing any complaints regarding the defective products, no later than 3 weeks from delivery addressed to: ttoledo@picassoltg.com. Picasso Lighting will send a field technician to the site to evaluate the said defective product or may require product to be sent back to the factory for repair. The customer is responsible for the costs of disassembly and reassembly. We do accept field repairs and replacement labor from licensed electrical contractors but not without a written agreement signed by Picasso Lighting official. Failure to adhere to all warranty and certifications will void any recompense and the warranty.
- IBEW USA Union All fixtures are IBEW manufactured and assembled in the USA. UL listed for dry and damp locations.



Note: Picasso lighting industries, LLC reserves the right to make any design changes which will not affect the overall appearance or performance of the product. All ceilings to be adequately reinforced by others. All fixtures to be wired by licensed electrician only. The information contained herein is the sole property of Picasso Lighting Industries, LLC and may not be used without prior written consent of Picasso Lighting Industries, LLC. The 'USGBC member logo' is a trademark owned by the U.S. Green building council and is used by permission. The logo signifies only that Picasso Lighting Industries, LLC is a USGBC member; USGBC does not review, certify, or endorse the products or services offered by its members.