

Catalina Modular Cove

COVE

TYPE

PROJECT

Overview

- Catalina is a product you can design on the go with its seamless connection between modules. It provides smooth and uniform illumination.
- Contractor friendly, just add lengths to match LED driver max length. Consistent LED color due to tight binning control
- The modular system makes it economical.
- 4 inches, 8 inches, 12 inches, 24 inches, 48 inches, and 96 inches are standard to accommodate straight or curved applications (4").
- Drivers come inside a stainless steel voltage separator box.
- This product is meant to be modular. However, custom lengths are available if you can't work within 4-inch increments.
- Matte Clear Lens distribution is 120 degrees.



Catalina Modular Cove

COVE

TYPE
PROJECT

Ordering Format

PART NUMBER: CAT-CF

Size	Lumens Direct	CCT Available	CRI Available	Optics
M 4 = 4 Inches	D 2 = 250 LPF	2 7 = 2700 Kelvins	8 0 = 80-85 CRI	MC = Matte Clear FL = Frosted Lens for specular surfaces (reduce output by 25%)
M 8 = 8 Inches	D 3 = 350 LPF	3 0 = 3000 Kelvins	9 0 = 90-95 CRI	
M 12 = 12 Inches	D 5 = 500 LPF	3 5 = 3500 Kelvins		
M 24 = 24 Inches		4 0 = 4000 Kelvins		
M 48 = 47.8 Inches		TW = Tunable White 2700-5000 Kelvins		
M 96 = 95.6 Inches				
CL = Custom Length, add in notes VL = Various lengths add in Notes				
Mounting	Driver / Voltage	Fixture Finish	Options	
SM = Surface Mount Fixed SMA = Surface Mount Adjustable	NDB 1 = Non-Dim Constant Voltage Driver 120v mounted inside a voltage separator box. NDB 2 = Non-Dim Constant Voltage Driver 277v mounted inside a voltage separator box. ZTB 1 = 0-10v dimming 120v dual 1% mounted inside a voltage separator box. ZTB 2 = 0-10v dimming 277v dual 1% mounted inside a voltage separator box. LE5 = Lutron EcoSystem 5% DLC EE CCR mounted inside a voltage separator box. LE1 = Lutron EcoSystem 1% DLC EE CCR / PWM SoftOnFadeToBlack mounted inside a voltage separator box. CC = Custom Control - Add in notes	A = Standard Aluminum	REMD = Remote Emergency Driver - Battery Backup 120-277VAC CW = Wire to curve M4 in a radius	

NOTES

ORDER NUMBER:

Catalina Modular Cove

COVE

TYPE

PROJECT

Construction & Mounting

HOUSING

Low profile extruded aluminum housing supports LED printed circuit boards. Mounting clips included. Driver is remote. Lengths are connected by large bi-pins male/female.

REFLECTOR

Integral powder-coated LED housing with excessive reflectivity for increased lumen output

FINISH

Brushed aluminum

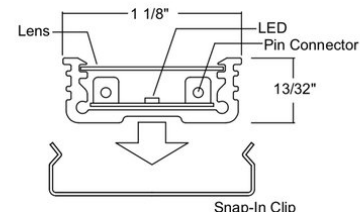

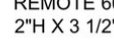
OPTICS


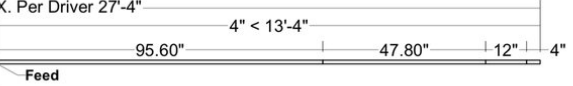
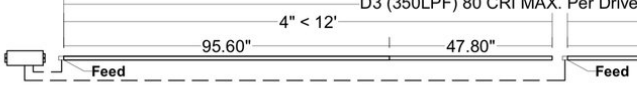
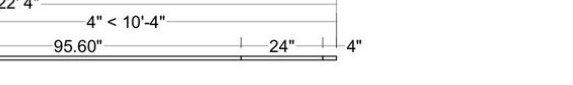
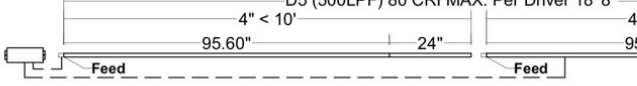

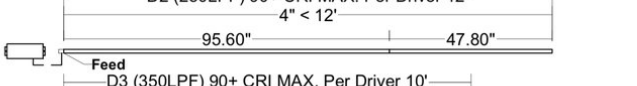



Clear lens, frosted available.

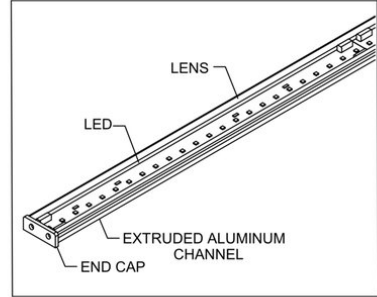
MOUNTING

Mounting Clips supplied, non adjustable.

CATALINA Modular Cove

	<p>4.00" CAT</p> <p>8.00" CAT</p> <p>12.00" CAT</p> <p>24.00" CAT</p> <p>47.80" CAT</p> <p>95.60" CAT</p>	<p style="text-align: center;"><u>COMPONENTS</u></p> <p>REMOTE 100W DRIVER BOX 2"H X 4 3/8"W X 10 5/8"L</p>  <p>REMOTE 60W DRIVER BOX 2"H X 3 1/2"W X 10 5/8"L</p> 
---	---	---

<p style="text-align: center;">D2 (250LPF) 80 CRI MAX. Per Driver 27'-4"</p> <p style="text-align: center;">4" < 14'</p> 	<p style="text-align: center;">4" < 13'-4"</p> 
<p style="text-align: center;">D3 (350LPF) 80 CRI MAX. Per Driver 22' 4"</p> <p style="text-align: center;">4" < 12'</p> 	<p style="text-align: center;">4" < 10'-4"</p> 
<p style="text-align: center;">D5 (500LPF) 80 CRI MAX. Per Driver 18' 8"</p> <p style="text-align: center;">4" < 10'</p> 	<p style="text-align: center;">4" < 8'-8"</p> 
<p style="text-align: center;">D2 (250LPF) 90+ CRI MAX. Per Driver 12'</p> <p style="text-align: center;">4" < 12'</p> 	<p style="text-align: center;">4" < 10'</p> 
<p style="text-align: center;">D5 (500LPF) 90+ CRI MAX. Per Driver 8'</p> <p style="text-align: center;">4" < 8'</p> 	<p style="text-align: center;">4" < 8'</p> 



Electrical / Driver

- Drivers - Our drivers are specifically selected based on fixture application to ensure ultimate reliability and long life. We use only UL recognized brands of LED drivers. Our LED drivers feature HPF (high power factor), universal voltage 110 - 277 VAC and include 0-10V dimming. Please note, 277v has longer distances from power feed to power feed then 120v.
- If required, we can supply premium drivers such as Lutron, Eldoled and others upon request. Advanced control systems compliant drivers such as POE,DALI, DMX, etc. are also available, please consult factory.
- Rated life (90% survivorship) of 50,000 hours at 50° C max. ambient (and 70° C max. case) temperature. At maximum driver load: Efficiency >84%, PF>0.9, THD
- POE - We are working with Molex/Igor POE systems. We can add a POE driver into our fixtures or remote them. Based on the fixture you select, we will notify you (or you can contact the factory) to see if we can install the P-driver or the P-driver needs to be remote. Just add POE1 in the spec and we will advise. Please keep in mind you need to specify a complete POE control system before specifying POE1.
- Our LED drivers feature HPF (high power factor), universal voltage 110 - 277 VAC and include 0-10V dimming.
- Emergency drivers are factory installed as an option, long life, high temperature, recyclable Ni-Cad battery pack with test switch and charge indicator. EMR is minimum of 90 minutes operation to meet code.
- Whip - Six feet long, wiring RHOS/Reach Compliant, 18 gauge, 600v rated, Specify wired to the fixture as an OPTION.

LED Performance

LED Output	CCT Color Temp	Watts	Lumens	Lumens per Watt	CCT Multiplier
Low	3000	3.3 WPF	250 LPF	76	2700 = .95
Medium	3000	4 WPF	350 LPF	87.5	3000 = 1
High	3000	4.8 WPF	500 LPF	104	3500 = 1.01

- The table above is a quick reference. When calculating loads make sure you add direct and indirect LPW to get total wattage. Please refer to photometric report for detailed information.
- Our light engines are precisely designed for optimal operation of LED assemblies.
- Our standard LED's CCT (correlated color temperature) range is 2700K to 4000K. Other CCT values are available upon request.
- We log LED bin codes for each project we supply to ensure color consistency and keep a record of those projects for future reference.
- CRI offered is 80+, and 90+ Note: on 90+ CRI use .85 multiplier
- Tunable white, warm dim and other special LED colors available.
- We design our own printed circuit boards to ensure high luminescence efficiency, low thermal resistance and long-term reliable operation.
- Light engines are easily replaced.
- We use only recognized brand LED's with 3 SDCM (standard deviation color matching) with high color consistency. 2 SDCM available upon request.
- LRP - "LED Reel Program" – LED's for printed circuit boards come on reels' like old 8mm projectors and they're sold in lots just like fabric. At Picasso Lighting, we have a program where we make sure all of your reels come from the same lot for each project. This ensures excellent color consistency in large open spaces.
- LED life is rated at 50,000 hours
- Custom Lumens Available

Certifications & Warranties

- Limited five-year (50,000 hours) warranty on all products. Limited ten-year (100,000 hours) warranty on all Lutron drivers.
- DLC listed products will have DLC Logo.
- Chicago Plenum and IC products are available upon request.
- Warranty does not cover damage caused by transport, damage caused by using the fixture in an area it is not UL rated for, damage caused by negligence, lack of maintenance, attempts to repair by unqualified or unauthorized personnel, by using non-original accessories/parts, fixtures installed in systems without power surge protection.
- UL and CUL listed for dry and damp locations.
- IBEW USA Union All fixtures are IBEW manufactured and assembled in the USA.
- We manufacture based on approved spec sheets and submittals signed by professionals responsible. Change orders must be in writing and will delay delivery.
- Picasso Lighting must receive in writing any thought to be defective products discovered, no later than 4 weeks from delivery to; ttoledo@picassoltg.com. Picasso Lighting will send a field technician to the site to evaluate the said defective product. We do accept field repair from licensed electrical contractors but not without a written agreement signed by Picasso Lighting official. Failure to adhere to all warranty and certifications will void any recompense and the warranty.



Catalina Modular Cove

COVE

TYPE
PROJECT



Note: Picasso lighting industries, LLC reserves the right to make any design changes which will not affect the overall appearance or performance of the product. All ceilings to be adequately reinforced by others. All fixtures to be wired by licensed electrician only. The information contained herein is the sole property of Picasso Lighting Industries, LLC and may not be used without prior written consent of Picasso Lighting Industries, LLC. The 'USGBC member logo' is a trademark owned by the U.S. Green building council and is used by permission. The logo signifies only that Picasso Lighting Industries, LLC is a USGBC member; USGBC does not review, certify, or endorse the products or services offered by its members.