Emily Dropped Lens

SURFACE

TYPE

PROJECT

Overview

- Emily /emeli a feminine name of Latin origin, whose meanings are rival, laborious and eager.
- The Emily Series has been a workhorse in our product line. It can be a general lighting fixture at 500LPF with 8-10 foot spacing in white. In a special finish, you'll have a classic look, with its square lens.
- DESIGNER SELECTIONS
- Emily Series has 1 profile size, three and one sixteenth inches in height, by one and thirteenth sixteenth in width
- Emily Series is available in almost any CCT available in the market, we've selected the most popular, but don't let that stop you from asking for something different.
- Emily Series is available in direct light only. We can also tune in our drivers to specific lumen output, if required.
- Emily Series is always available for your project’s special customization needs. One example is our Custom Design for Bloomingdales retail stores! (view Emily Dropped Pendant or Custom Portfolio to see photo)
- Emily Series qualifies as "Made in America”, “American Made” and is part of our ECO sustainable end of life program.
- Our Emily Series is available in Pendant, Surface and Wall. End caps are also available with no screws...we use magnets. Emily is also part of our EZ Install / Ship Program, look for EZ Ship in the top search bar.
- For all: ies files, pictures, instructions, rfa files, and warranties...scroll to bottom.



Emily Dropped Lens

SURFACE

TYPE

PROJECT

Ordering Format

PART NUMBER: EMI-SD

Size	Lumens Direct	CCT Available	CRI Available	Direct Optics
3 = 3 Feet **4** = 4 Feet **6** = 6 Feet **8** = 8 Feet	**D3** = 350 LPF **D5** = 500 LPF **D7** = 750 LPF **D10** = 1000 LPF	**27** = 2700 Kelvins **30** = 3000 Kelvins **35** = 3500 Kelvins **40** = 4000 Kelvins **TW** = Tunable White 2700-5000 Kelvins	**80** = 80-85 CRI **90** = 90-95 CRI	**FR** = Frosted White

Mounting	Driver / Voltage	Fixture Finish	Options
SM = Surface Mount	**ND 1** = Non-Dim Universal 120VAC **ND 2** = Non-Dim Universal 277VAC **ZT 1** = 0-10v dimming 120v dual 1% **LE1** = Lutron EcoSystem 1% DLC EE CCR / PWM SoftOnFadeToBlack **ZT 2** = 0-10v dimming 277v dual 1% **CC** = Custom Control - add in notes	**W** = Standard White **BK** = Standard Black **SVR** = Standard Silver **RAL** = Enter RAL or Pantone in notes **CW** = Standard Wood Finish - see wood PN # enter in notes. **SW** = Special pattern submitted by designer **AA** = Anodized Aluminum -enter PN in notes section	**AWN** = Lutron Athena Wireless Node (RF only) **AWNS** = Lutron Athena Wireless Node (with Sensor) **CA** = Custom Angle, add in notes **EPF** = End Cap Power Feed 1/2 inch **OS** = Occupancy Sensor **PTW** = Pull Through Wiring **ME** = Magnetic End Caps (screwless) **EMD** = Emergency Driver - Battery Backup 120-277VAC | 3ft. Min.

NOTES

ORDER NUMBER:

Emily Dropped Lens

SURFACE

TYPE

PROJECT

Construction & Mounting

HOUSING
Extruded aluminum housings are supplied in nominal lengths of 3 ft., 4 ft., 6 ft., 8 ft. Fixtures may be continuously rowed (contact factory for details). End caps are extruded,milled aluminum and encapsulate ends of lenses to minimize light leaks. Custom sizes are available.

REFLECTOR
Integral powder-coated LED housing with excessive reflectivity for increased lumen output

FINISH
Standard powder-coated colors are white,black and silver. Custom processed wood finishes, aluminum anodized finishes, chrome/gold plating and custom finishes are available as well. We also accept RAL and Pantone numbers for powder-coating color choices.

OPTICS
Extruded square snap-in frosted acrylic lens formulated for LED light sources. Nom. 4 ft. maximum length.

MOUNTING
Surface mounted fixtures have pre-drilled holes for ¼" threaded rod by others. Surface mounted fixtures have ½" knockout for power feed.

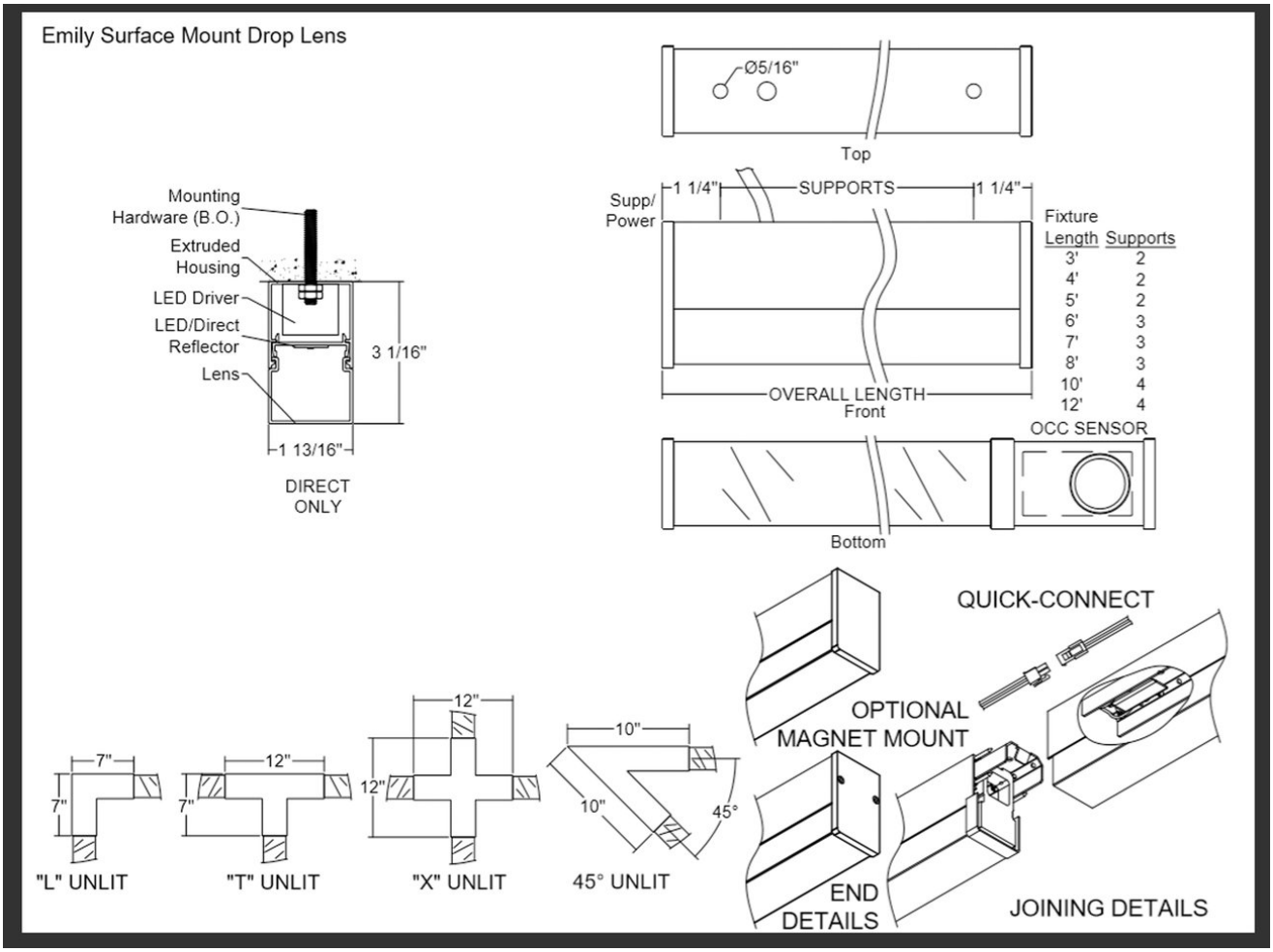

Emily Dropped Lens

SURFACE

TYPE

PROJECT



Emily Dropped Lens

SURFACE

TYPE

PROJECT

Electrical / Driver

- Drivers - Our drivers are specifically selected based on fixture application to ensure ultimate reliability and long life. We use only UL recognized brands of LED drivers. Our LED drivers feature HPF (high power factor), universal voltage 110 - 277 VAC and include 0-10V dimming. Please note, 277v has longer distances from power feed to power feed then 120v.
- If required, we can supply premium drivers such as Lutron, Eldoled and others upon request. Advanced control systems compliant drivers such as POE,DALI, DMX, etc. are also available, please consult factory.
- Rated life (90% survivorship) of 50,000 hours at 50º C max. ambient (and 70º C max. case) temperature. At maximum driver load: Efficiency >84%, PF>0.9, THD
- POE - We are working with Molex/Igor POE systems. We can add a POE driver into our fixtures or remote them. Based on the fixture you select, we will notify you (or you can contact the factory) to see if we can install the P-driver or the P-driver needs to be remote. Just add POE1 in the spec and we will advise. Please keep in mind you need to specify a complete POE control system before specifying POE1.
- Our LED drivers feature HPF (high power factor), universal voltage 110 - 277 VAC and include 0-10V dimming.
- Emergency drivers are factory installed as an option, long life, high temperature, recyclable Ni-Cad battery pack with test switch and charge indicator. EMR is minimum of 90 minutes operation to meet code.
- Whip - Six feet long, wiring RHOS/Reach Compliant, 18 gauge, 600v rated, Specify wired to the fixture as an OPTION.

LED Perfomance

LED Output	CCT Color Temp	Watts	Lumens	Lumens per Watt	CCT Multiplier
Low	3000	2.88 WPF	350 LPF	122 LPW	2700 = .95
Medium	3000	4.15 WPF	500 LPF	121 LPW	3000 = 1
High	3000	6.33 WPF	750 LPF	119 LPW	3500 = 1.01
Very High	3000	8.48 WPF	1000 LPF	118 LPW	4000 = 1.03

- The table above is a quick reference. When calculating loads make sure you add direct and indirect LPW to get total wattage. Please refer to photometric report for detailed information.
- Our light engines are precisely designed for optimal operation of LED assemblies.
- Our standard LED's CCT (correlated color temperature) range is 2700K to 4000K. Other CCT values are available upon request.
- We log LED bin codes for each project we supply to ensure color consistency and keep a record of those projects for future reference.
- CRI offered is 80+, and 90+ Note: on 90+ CRI use .85 multiplier
- Tunable white, warm dim and other special LED colors available.
- Custom Lumens Available
- We design our own printed circuit boards to ensure high luminescence efficiency, low thermal resistance and long-term reliable operation.
- Light engines are easily replaced.
- We use only recognized brand LED's with 3 SDCM (standard deviation color matching) with high color consistency. 2 SDCM available upon request.
- If you require a special LED manufacturer, please contact us. LED chip manufacturers used by Picasso are primarily (but not limited to) Nichia, Cree and Samsung.
- LRP - “LED Reel Program” – LED’s for printed circuit boards come on reels’ like old 8mm projectors and they're sold in lots just like fabric. At Picasso Lighting, we have a program where we make sure all of your reels come from the same lot for each project. This ensures excellent color consistency in large open spaces.
- LED life is rated at 50,000 hours

Certifications & Warranties

Emily Dropped Lens

SURFACE

TYPE

PROJECT

- Limited five-year (50,000 hours) warranty on all products. Limited ten-year (100,000 hours) warranty on all Lutron drivers.
- DLC listed products will have DLC Logo.
- Chicago Plenum and IC products are available upon request.
- Warranty does not cover damage caused by transport, damage caused by using the fixture in an area it is not UL rated for, damage caused by negligence, lack of maintenance, attempts to repair by unqualified or unauthorized personnel, by using non-original accessories/parts, fixtures installed in systems without power surge protection.
- UL and CUL listed for dry and damp locations.
- IBEW USA Union All fixtures are IBEW manufactured and assembled in the USA.
- We manufacture based on approved spec sheets and submittals signed by professionals responsible. Change orders must be in writing and will delay delivery.
- Picasso Lighting must receive in writing any thought to be defective products discovered, no later than 4 weeks from delivery to; ttoledo@picassoltg.com. Picasso Lighting will send a field technician to the site to evaluate the said defective product. We do accept field repair from licensed electrical contractors but not without a written agreement signed by Picasso Lighting official. Failure to adhere to all warranty and certifications will void any recompense and the warranty.

Note: Picasso lighting industries, LLC reserves the right to make any design changes which will not affect the overall appearance or performance of the product. All ceilings to be adequately reinforced by others. All fixtures to be wired by licensed electrician only. The information contained herein is the sole property of Picasso Lighting Industries, LLC and may not be used without prior written consent of Picasso Lighting Industries, LLC. The 'USGBC member logo' is a trademark owned by the U.S. Green building council and is used by permission. The logo signifies only that Picasso Lighting Industries, LLC is a USGBC member; USGBC does not review, certify, or endorse the products or services offered by its members.