


Overview

- Recessed direct/indirect perforated center basket creates soft glow effect
- Shallow 4 1/2" deep body (T8 is 5 1/2" deep)
- Available with T5, T5HO, T8, and Biax lamps for 1x4, 2x2, and 2x4 luminaires
- Economical series fits most lighting budgets



Ordering Format

PART NUMBER:

| Size | Lumens Direct | Lumens Indirect | CCT Available | CRI Available |
|--------|---------------|------------------|---------------|---------------|
| Optics | Mounting | Driver / Voltage | Color | Options |

NOTES

ORDER NUMBER:

Pablo Series Consult Factory

LED TUBES/FLUORESCENT

TYPE
PROJECT

Construction & Mounting

HOUSING

Die formed 20 gauge steel. Knockouts are provided on the back of the housing.

MOUNTING

Recessed lay-in 9/16" and 15/16" T-grid , 9/16" slot grid, or flanged for sheetrock.

LABELING

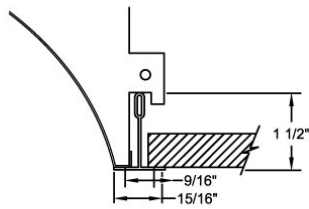
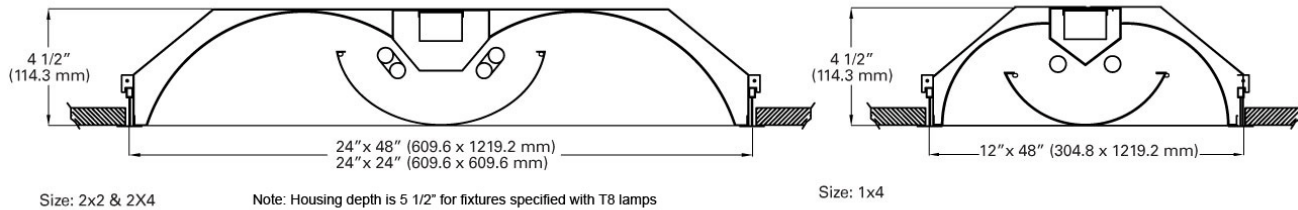
UL/CUL Listed. I.B.E.W. (Local 3). Made in the U.S.A.

REFLECTOR

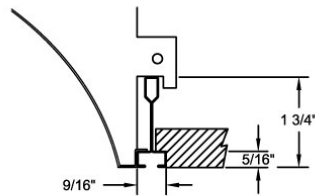
Die formed cold rolled steel. Powder coated white finish, 92% reflectance.

FINISH

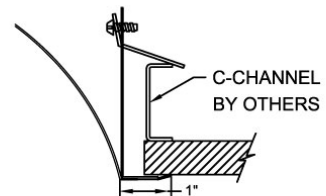
High reflectance powder coated matte white.



'T'- Flat Grid Tee 9/16" & 15/16"



'S'-Slot Grid Tee



'F'- Sheet Rock Ceiling

Electrical / Driver

- Drivers - Our drivers are specifically selected based on fixture application to ensure ultimate reliability and long life. We use only UL recognized brands of LED drivers.
- If required, we can supply premium drivers such as Lutron, Eldoled and others upon request. Advanced control systems compliant drivers such as POE, DALI, DMX, etc. are also available, please consult factory.
- Rated life (90% survivorship) of 50,000 hours at 50° C max. ambient (and 70° C max. case) temperature. At maximum driver load: Efficiency >84%, PF>0.9, THD
- POE - We are working with Igor POE systems to either add a node into our fixtures or remote them. Based on the fixture you select, we will notify you (or you can contact the factory) to see if we can install the node or the node needs to be remote. Just add POE1 in the spec and we will advise. Please keep in mind you need to specify a complete POE control system before specifying POE1.
- Our LED drivers feature HPF (high power factor), universal voltage 110 - 277 VAC and include 0-10V dimming.
- Emergency drivers are factory installed, long life, high temperature, recyclable Ni-Cad battery pack with test switch and charge indicator. EMR is minimum of 90 minutes operation to meet code.
- Whip - Six feet long, wiring RHOS/Reach Compliant, 18 gauge, 600v rated, Supplied, wired to the fixture, unless otherwise noted.

LED Performance

| LED Output | CCT Color Temp | Watts | Lumens | Lumens per Watt | CCT Multiplier |
|------------|----------------|-------|--------|-----------------|----------------|
|------------|----------------|-------|--------|-----------------|----------------|

- The table above is a quick reference. When calculating loads make sure you add direct and indirect LPW to get total wattage. Please refer to photometric report for detailed information.
- Our light engines are precisely designed for optimal operation of LED assemblies.
- Our standard LED's CCT (correlated color temperature) range is 2700K to 4000K. Other CCT values are available upon request.
- We log LED bin codes for each project we supply to ensure color consistency and keep a record of those projects for future reference.
- CRI offered is 80+, and 90+ Note: on 90+ CRI use .85 multiplier
- Tunable white, warm dim and other special LED colors available.
- We design our own printed circuit boards to ensure high luminescence efficiency, low thermal resistance and long-term reliable operation.
- Light engines are easily replaced.
- We use only recognized brand LED's with 3 SDCM (standard deviation color matching) with high color consistency. 2 SDCM available upon request.
- LRP - "LED Reel Program" – LED's for printed circuit boards come on reels' like old 8mm projectors and they're sold in lots just like fabric. At Picasso Lighting, we have a program where we make sure all of your reels come from the same lot for each project. This ensures excellent color consistency in large open spaces.
- LED life is rated at 50,000 hours
- Custom Lumens Available

Certifications & Warranties

- Limited five-year (50,000 hours) warranty on all products.
- I.C. rated fixtures are available upon request.
- All fixtures are IBEW manufactured and assembled.
- UL and CUL listed for dry and damp locations.
- Chicago Plenum products are available upon request.
- Made in the U.S.A.



Note: Picasso lighting industries, LLC reserves the right to make any design changes which will not affect the overall appearance or performance of the product. All ceilings to be adequately reinforced by others. All fixtures to be wired by licensed electrician only. The information contained herein is the sole property of Picasso Lighting Industries, LLC and may not be used without prior written consent of Picasso Lighting Industries, LLC. The 'USGBC member logo' is a trademark owned by the U.S. Green building council and is used by permission. The logo signifies only that Picasso Lighting Industries, LLC is a USGBC member; USGBC does not review, certify, or endorse the products or services offered by its members.