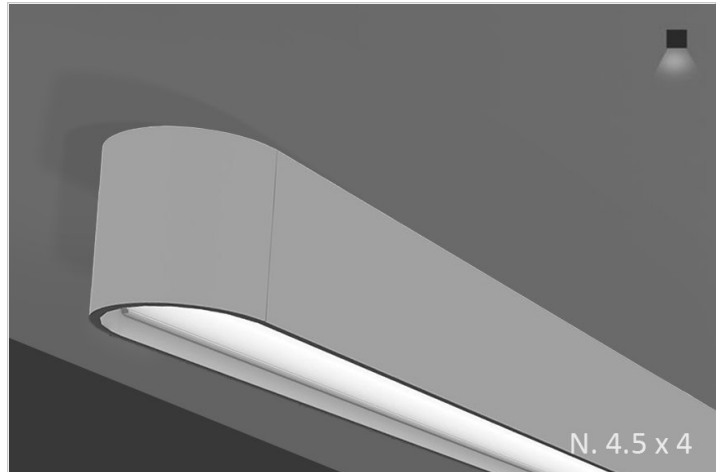


Overview

- muse /myoʔoz / noun: Muse; plural noun: Muses; noun: muse; plural noun: muses (in Greek and Roman mythology) each of nine goddesses, the daughters of Zeus and Mnemosyne, who preside over the arts and sciences.
- Muse Series was designed and ingeniously named by a designer who echoes "muse", as a presider of the arts and sciences, in the same approach, we are all adding to the arts and sciences, in one way or another.
- DESIGNER SELECTIONS
- Muse Series has one profile size, standard is four- and one-half inch in width and four inches in height.
- Muse Series has multiple choices for canopies and colors, just scroll down for your choices.
- Muse Series is available in almost any CCT available in the market, we've selected the most popular, but don't let that stop you from asking for something different.
- Muse Series is available in direct only and direct/indirect. We can also tune in our drivers to a specific lumen output if required.
- Muse Series is always available for your project's special customization needs, just contact your local agent.
- Muse Series qualifies as "Made in America", "American Made" and is part of our ECO sustainable end of life program.
- Please be advised that our Muse Series is available in Surface and Pendant.
- For all: ies files, pictures, instructions, rfa files, and warranties...scroll to bottom.



Muse Regress Lens

SURFACE

TYPE
PROJECT

Ordering Format

PART NUMBER: MUSE-SR

Size	Lumens Direct	CCT Available	CRI Available	Direct Optics
4 = 4 Feet 8 = 8 Feet CL = Custom Length, add in notes	D3 = 350 LPF D5 = 500 LPF D7 = 750 LPF D10 = 1000 LPF	27 = 2700 Kelvins 30 = 3000 Kelvins 35 = 3500 Kelvins 40 = 4000 Kelvins TW = Tunable White 2700-5000 Kelvins	80 = 80-85 CRI 90 = 90-95 CRI	FW = Frosted White
Mounting	Driver / Voltage	Fixture Finish	Options	
SM = Surface Mount	ND1 = Non-Dim Universal 120VAC ND2 = Non-Dim Universal 277VAC ZT1 = 0-10v dimming 120v dual 1% RZT2 = 0-10v dimming 277v dual 1% LE1 = Lutron EcoSystem 1% DLC EE CCR / PWM SoftOnFadeToBlack CC = Custom Control - add in notes	W = Standard White BK = Standard Black SVR = Standard Silver RAL = Enter RAL # in notes section PA = Plated Aluminum-enter plated finish in notes CW = Standard Wood Finish - see wood PN # enter in notes. SW = Special pattern submitted by designer AA = Anodized Aluminum -enter PN in notes section	AWN = Lutron Athena Wireless Node (RF only) AWNS = Lutron Athena Wireless Node (with Sensor) 2C = 2 circuit wiring for direct indirect IW = Inverter Wiring CA = Custom Angle, add in notes OS = Occupancy Sensor REMD = Remote Emergency Driver - Battery Backup 120-277VAC	

NOTES

ORDER NUMBER:

Muse Regress Lens

SURFACE

TYPE

PROJECT

Construction & Mounting

HOUSING

Extruded aluminum housings are supplied in nominal lengths of 4 ft., 6 ft., 8 ft. Fixtures may be continuously rowed (contact factory for details). Internal components are constructed from min. 20 gauge die-formed steel. Easy access to driver and LED boards. Curved end caps are extruded aluminum. Custom sizes are available.

REFLECTOR

Integral powder-coated LED housing with excessive reflectivity for increased lumen output

FINISH

Standard powder-coated colors are white, black, and silver. Custom processed wood finishes, aluminum anodized finishes, chrome/gold plating, and special finishes are available as well. We also accept RAL and Pantone numbers for powder-coating color choices.


OPTICS

Direct component provided with a slide-in frosted acrylic lens formulated for LED light sources. Indirect component LED strips are mounted in an extruded aluminum channel with an integral clear acrylic dust cover.

MOUNTING

Cable mounting with various size canopies and power feeds. If not selected in options, canopy color and cord will be white. Cable uses gripper style locking for field adjustments 48" standard. Canopy mounts to standard J-box. Can also be stem mounted. See options for more information.


Standard Finishes




White W Black BK Silver SVR

Anodized Aluminum

xxxx-B for Aluminum to be Brushed




Anodized Black AABK Anodized DK. Bronze AADB Anodized LT. Bronze AALB Anodized Champagne AALC Anodized Clear AACL




Custom RAL - Custom finishes go to: tiger-coatings.com **Add # in Notes**

Plated Aluminum



Antique Brass APAB Aged Bronze APBZ Polished Chrome APPC Polished Gold APPG

Wood Finishes



Light Bamboo LW01 Light Pine LW02

Teak LW03 Dark Bamboo LW04 Dark Cherry LW05 Brushed Chestnut LW06

Chestnut DW01 Dark Chestnut DW02 Cherry DW03 Dark Mahogany DW04

Mahogany DW05 Walnut Pine DW06 Dark Walnut Oak DW07 Consult Factory

Standard Finishes – colors are powder coated and do not add to delivery lead time.

Anodized Aluminum – can be smooth or brushed, color can vary fixture to fixture and adds 2-3 weeks to lead time. Anodized finish is limited in fixture size.

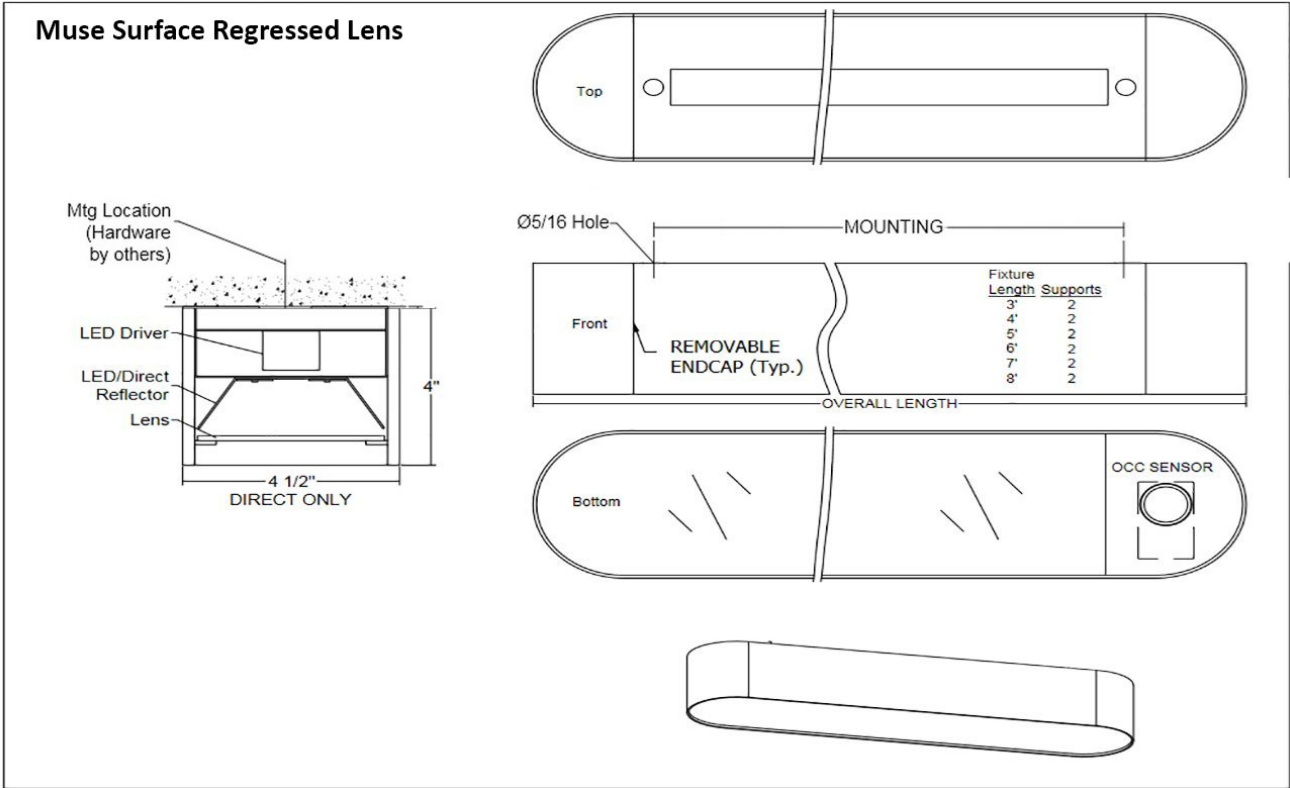
Plated Aluminum – is a mirror finish in chrome and gold and adds 2 weeks to lead time.

Wood Finishes – so realistic, wood finish can add up to 3-4 weeks to lead time.

Muse Regress Lens

SURFACE

TYPE
PROJECT



Electrical / Driver

- Drivers - Our drivers are specifically selected based on fixture application to ensure ultimate reliability and long life. We use only UL-recognized brands of LED drivers. Our LED drivers feature HPF (high power factor), universal voltage 110 - 277 VAC, and include 0-10V dimming. Please note, 277v has longer distances from power feed to power feed than 120v.
- If required, we can supply premium drivers such as Lutron, Eldoled, and others upon request. Advanced control systems compliant drivers such as POE, DALI, DMX, etc. are also available, please consult factory.
- Rated life (90% survivorship) of 50,000 hours at 50° C max. ambient (and 70° C max. case) temperature. At maximum driver load: Efficiency >84%, PF>0.9, THD
- Our LED drivers feature HPF (high power factor), universal voltage 110 - 277 VAC, and include 0-10V dimming.
- Emergency drivers are factory installed as an option, long life, high temperature, recyclable Ni-Cad battery pack with test switch and charge indicator. EMR is a minimum of 90 minutes of operation to meet code.
- POE - We are working with Molex/Igor POE systems. We can add a POE driver into our fixtures or remote them. Based on the fixture you select, we will notify you (or you can contact the factory) to see if we can install the P-driver or the P-driver needs to be remote. Just add POE1 in the spec and we will advise. Please keep in mind you need to specify a complete POE control system before specifying POE1.

LED Performance

LED Output	CCT Color Temp	Watts	Lumens	Lumens per Watt	CCT Multiplier
Low	3000	5.23 WPF Direct	350 LPF	68	2700 = .95
Medium	3000	7.68 WPF Direct	500 LPF	66 LPW	3000 = 1/3500=1.01/4000=1.03

- The table above is a quick reference. When calculating loads make sure you add direct and indirect LPW to get total wattage. Please refer to the photometric report for detailed information.
- Our light engines are precisely designed for optimal operation of LED assemblies.
- Our standard LED's CCT (correlated color temperature) range is 2700K to 4000K. Other CCT values are available upon request.
- We log LED bin codes for each project we supply to ensure color consistency and keep a record of those projects for future reference.
- CRI offered is 80+, and 90+ Note: on 90+ CRI use .85 multiplier
- Tunable white, warm dim, and other special LED colors available.
- Custom Lumens Available
- We design our own printed circuit boards to ensure high luminescence efficiency, low thermal resistance and long-term reliable operation.
- Light engines are easily replaced.
- We use only recognized brand LED's with 3 SDCM (standard deviation color matching) with high color consistency. 2 SDCM available upon request.
- If you require a special LED manufacturer, please contact us. LED chip manufacturers used by Picasso are primarily (but not limited to) Nichia, Cree and Samsung.
- LRP - "LED Reel Program" – LED's for printed circuit boards come on reels' like old 8mm projectors and they're sold in lots just like fabric. At Picasso Lighting, we have a program where we make sure all of your reels come from the same lot for each project. This ensures excellent color consistency in large open spaces.
- LED life is rated at 50,000 hours

Certifications & Warranties

- Limited five-year (50,000 hours) warranty on all products. Limited ten-year (100,000 hours) warranty on all Lutron drivers.
- DLC listed products will have DLC Logo.
- Chicago Plenum and IC products are available upon request.
- Warranty does not cover damage caused by transport, damage caused by using the fixture in an area it is not UL rated for, damage caused by negligence, lack of maintenance, attempts to repair by unqualified or unauthorized personnel, by using non-original accessories/parts, fixtures installed in systems without power surge protection.
- UL and CUL listed for dry and damp locations.
- IBEW USA Union All fixtures are IBEW manufactured and assembled in the USA.
- We manufacture based on approved spec sheets and submittals signed by professionals responsible. Change orders must be in writing and will delay delivery.
- Picasso Lighting must receive in writing any thought to be defective products discovered, no later than 4 weeks from delivery to; ttoledo@picassoltg.com. Picasso Lighting will send a field technician to the site to evaluate the said defective product. We do accept field repair from licensed electrical contractors but not without a written agreement signed by Picasso Lighting official. Failure to adhere to all warranty and certifications will void any recompense and the warranty.



Note: Picasso lighting industries, LLC reserves the right to make any design changes which will not affect the overall appearance or performance of the product. All ceilings to be adequately reinforced by others. All fixtures to be wired by licensed electrician only. The information contained herein

Muse Regress Lens

SURFACE

TYPE
PROJECT

is the sole property of Picasso Lighting Industries, LLC and may not be used without prior written consent of Picasso Lighting Industries, LLC. The 'USGBC member logo' is a trademark owned by the U.S. Green building council and is used by permission. The logo signifies only that Picasso Lighting Industries, LLC is a USGBC member; USGBC does not review, certify, or endorse the products or services offered by its members.