


## Overview

- anello /a-nèl-lo/ sostantivo maschile 1.Cerchietto d'oro o d'argento o d'altro metallo. Translation: Circle or ring of gold or silver or other metal.
- Anello Series ultimately showcases and accentuates certain design elements to foster, establish or emphasize a designers need to enhance a building's aesthetic, history and purpose by lighting a space with Anello! It is the intersection of art (architecture), design and technology.
- DESIGNER SELECTIONS
- Anello Series has 2 profile sizes. Anello 2.5 and Anello Canopy is a two and one half inch width and height of three and three quarter inches (lower LPF). Anello 3 is three inches in width and three and three quarters of an inch in height (higher LPF).
- Anello Series can be pendant mounted, surface mounted and recessed. Glance under appropriate categories IE; surface, recessed, pendent.
- Anello Series sizes are variable with Anello 2 and Anello 3, largest to date is 27 feet. Anello Canopy is limited to 5 feet diameter because of weight.
- Anello Series has multiple choices for canopies and colors, just scroll down for your choices.
- Anello Series is available in almost any CCT available in the market, we've selected the most popular , but don't let that stop you from asking for something different.
- Anello Series qualifies as "Made in America" and is part of our ECO sustainable end of life program.
- For all: ies files, pictures, instructions, rfa files, and warranties...scroll to bottom. Note; ies file must added in one foot increments.
- Please be advised that our Anello Series is available in Pendant, Recessed and Surface.
- Noise Reduction: An NRC rating of 0.45-0.9, almost 20 times that of a standard drywall.
- Fire Safety: Class A fire rating per ASTM E84, so there's no limit to where it can be used architecturally.



# Anello Acoustic

## PENDANT ACOUSTIC

TYPE  
PROJECT

### Ordering Format

PART NUMBER: ACA 3-PR

Size	Lumens Direct	Lumens Indirect	CCT Available	CRI Available
<b>3</b> = 3 Feet	<b>D3</b> = 350 Lumens	<b>I3</b> = 350 Lumens	<b>27</b> = 2700 Kelvins	<b>80</b> = 80-85 CRI
<b>4</b> = 4 Feet	<b>D5</b> = 500 Lumens	<b>I5</b> = 500 Lumens	<b>30</b> = 3000 Kelvins	<b>90</b> = 90-95 CRI
<b>5</b> = 5 Feet	<b>D7</b> = 750 Lumens	<b>I7</b> = 750 Lumens	<b>35</b> = 3500 Kelvins	
<b>6</b> = 6 Feet	<b>D10</b> = 1000 Lumens	<b>I10</b> = 1000 Lumens	<b>40</b> = 4000 Kelvins	
<b>CL</b> = Custom Size, add in notes		<b>NN</b> = Not Needed	<b>TW</b> = Tunable White 2700-5000 Kelvins	
Direct Optics	Mounting	Driver / Voltage	Fixture Finish	Acoustic Color
<b>OW</b> = Opal White <b>OW/MC</b> = D-Opal White I-Matte Clear	<b>AC1R</b> = Round 5in Canopy JBox - 5in Support <b>AC1S</b> = Square 5in Canopy JBox - 5in Support <b>ACD1R</b> = Round 5in Canopy JBox - 2in Support Slot Grid <b>ACD1S</b> = Square 5in Canopy JBox - 2in Support Slot Grid <b>ACD2R</b> = Round 5in Canopy JBox - 2in Support T Grid <b>ACD2S</b> = Square 5in Canopy JBox - 2in Support T Grid <b>ACUR</b> = Round 5in Canopy JBox - .5in Support Unistrut <b>ACUS</b> = Square 5in Canopy JBox - .5in Support Unistrut <b>ACRR</b> = Round 5in Canopy JBox - 2in Support 1/4 Rod <b>ACRS</b> = Square 5in Canopy JBox - 2in Support 1/4 Rod	<b>ND 1</b> = Non-Dim Universal 120VAC <b>ND 2</b> = Non-Dim Universal 277VAC <b>ZT 1</b> = 0-10dimming 120v 1%v <b>ZT 2</b> = 0-10v dimming 277v 1% <b>LE1</b> = Lutron EcoSystem 1% DLC EE CCR / PWM SoftOnFadeToBlack <b>CC</b> = Custom Control - add in notes	<b>W</b> = Standard White <b>BK</b> = Standard Black <b>SVR</b> = Standard Silver <b>RAL</b> = Enter RAL# or Pantone# in notes <b>PA</b> = Plated Aluminum-enter plated finish in notes <b>CW</b> = Standard Wood Finish - see wood PN # enter in notes. <b>SW</b> = Special pattern submitted by designer <b>AA</b> = Anodized Aluminum -enter PN in notes section	<b>AM1</b> = Frost <b>AM2</b> = Chambray <b>AM3</b> = Smoke <b>AM4</b> = Pewter <b>AM5</b> = Slate <b>AM6</b> = Tar <b>AM7</b> = Ecru <b>AM8</b> = Bark <b>AM9</b> = Linen <b>AM10</b> = Sunshine <b>AM11</b> = Mandarin <b>AM12</b> = Grass <b>AM13</b> = Ochre <b>AM14</b> = Sky <b>AM15</b> = Cobalt <b>AM16</b> = Ivory <b>AM17</b> = Cadet <b>AM18</b> = Eucalyptus <b>AM19</b> = Fossil <b>AM20</b> = Greige <b>AM</b> = Ironbark <b>AM22</b> = Malachite <b>AM23</b> = Merbau <b>AM24</b> = Spotted Gum
Canopy/Power Cord Color	Options			
<b>CWPW</b> = Canopy White/Power Cord White	<b>AWN</b> = Lutron Athena Wireless Node (RF only)			
<b>CWPB</b> = Canopy White/Power Cord Black	<b>AWNS</b> = Lutron Athena Wireless Node (with Sensor)			
<b>CBPB</b> = Canopy Black/Power Cord Black	<b>2C</b> = 2 circuit wiring for direct indirect			
<b>CBPW</b> = Canopy Black/Power Cord White	<b>IW</b> = Inverter Wiring			
	<b>OS</b> = Occupancy Sensor			
	<b>EMD</b> = Emergency Driver - Battery Backup			

# Anello Acoustic

PENDANT ACOUSTIC

TYPE  
PROJECT

	120-277VAC
--	------------

NOTES

--

ORDER NUMBER:
---------------

# Anello Acoustic

## PENDANT ACOUSTIC

TYPE

PROJECT

### Construction & Mounting

#### HOUSING

Extruded aluminum rings are supplied in our standard nominal sizes of 3 ft., 4 ft., 5 ft., and 6 ft.. Custom sizes are also available. Each ring can be shipped containing from 2-4 sections that are locked together with ring clamps for perfect joint connection. Easy access to driver and LED boards.

#### REFLECTOR

Integral powder-coated LED housing with excessive reflectivity for increased lumen output

#### FINISH

Standard powder-coated colors are white, black and silver. Custom processed wood finishes, aluminum anodized finishes, chrome/gold plating and custom finishes are available as well. We also accept RAL and Pantone numbers for powder-coating color choices.

#### OPTICS

Slightly regressed, lay-in acrylic lens formulated for LED light sources. Lift and shift lens.

#### MOUNTING

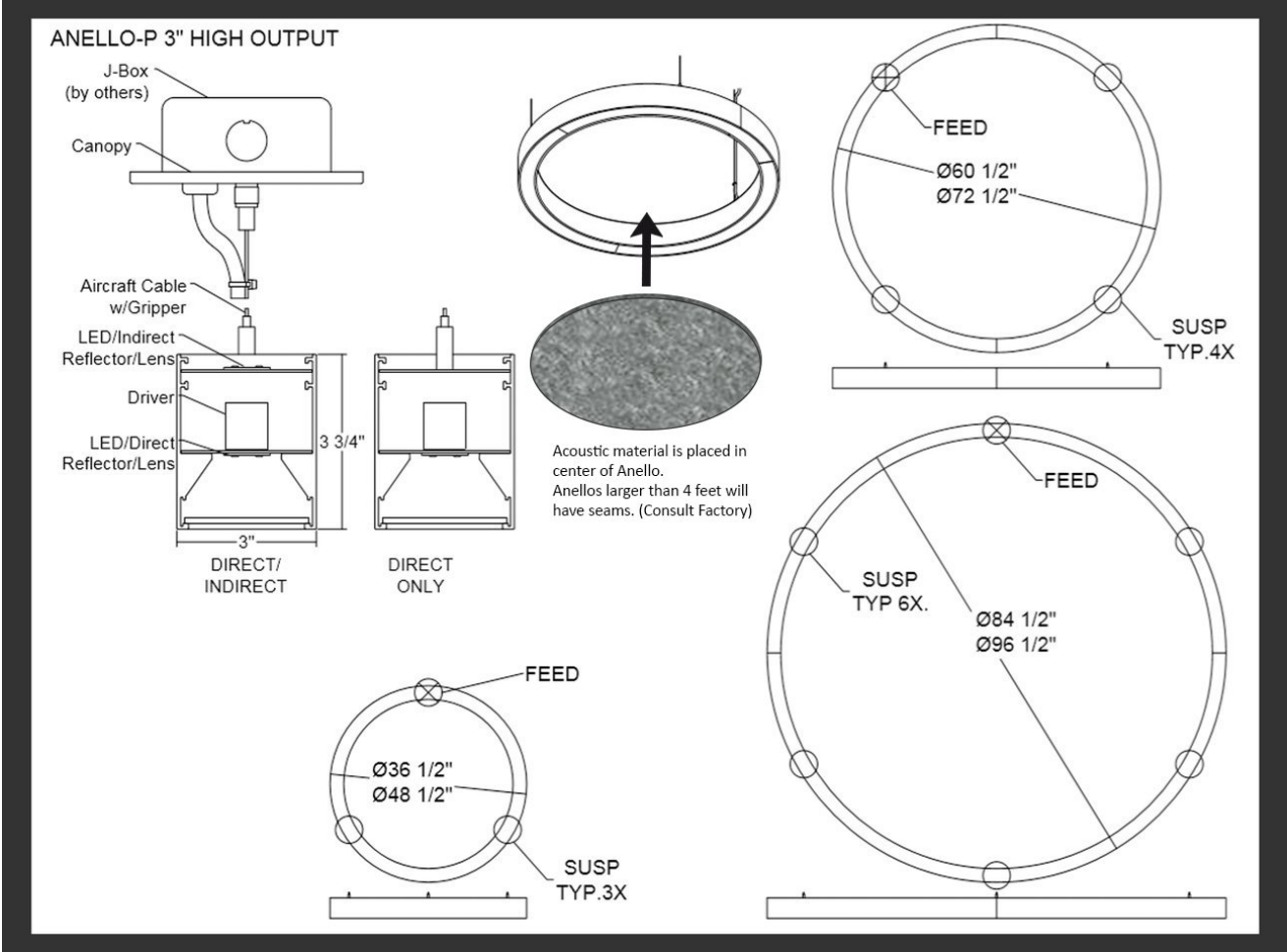
Cable mounting with various size canopies and power feeds. If not selected in options, canopy color and cord will be white. Cable uses gripper style locking for field adjustments 48" standard. Canopy mounts to standard J-box. Can also be stem mounted. See options for more information.



# Anello Acoustic

PENDANT ACOUSTIC

TYPE  
PROJECT






# Anello Acoustic

## PENDANT ACOUSTIC

TYPE

PROJECT

### Standard Finishes






White  
W

Black  
BK

Silver  
SVR

### Anodized Aluminum

xxxx-B for Aluminum to be Brushed


Anodized Black  
AABK

Anodized DK. Bronze  
AADB

Anodized LT. Bronze  
AALB

Anodized Champagne  
AALC

Anodized Clear  
AACL



**Custom RAL** - Custom finishes go to: [tiger-coatings.com](http://tiger-coatings.com) **Add # in Notes**





Standard Finishes – colors are powder coated and do not add to delivery lead time.

Anodized Aluminum – can be smooth or brushed, color can vary fixture to fixture and adds 2-3 weeks to lead time. Anodized finish is limited in fixture size.

Plated Aluminum – is a mirror finish in chrome and gold and adds 2 weeks to lead time.

Wood Finishes – so realistic, wood finish can add up to 3-4 weeks to lead time.

### Plated Aluminum



Antique Brass  
APAB

Aged Bronze  
APBZ

Polished Chrome  
APPC





Polished Gold  
APPG

### Wood Finishes

Light Bamboo  
LW01

Light Pine  
LW02










Teak  
LW03

Dark Bamboo  
LW04

Dark Cherry  
LW05

Brushed Chestnut  
LW06










Chestnut  
DW01

Dark Chestnut  
DW02

Cherry  
DW03

Dark Mahogany  
DW04

Mahogany  
DW05

Walnut Pine  
DW06

Dark Walnut Oak  
DW07

Consult Factory



# Anello Acoustic

PENDANT ACOUSTIC

TYPE  
PROJECT



BARK



CADET



CHAMBRAY



COBALT



ECRU



EUCALYPTUS



FOSSIL



FROST



GRASS



GREIGE



IRONBARK



IVORY



LINEN



MALACHITE



MANDARIN



MERBAU



OCHRE



PEWTER



SKY



SLATE



SMOKE



SPOTTED GUM



SUNSHINE



TAR

## Electrical / Driver

- Drivers - Our drivers are specifically selected based on fixture application to ensure ultimate reliability and long life. We use only UL recognized brands of LED drivers. Our LED drivers feature HPF (high power factor), universal voltage 110 - 277 VAC and include 0-10V dimming. Please note, 277v has longer distances from power feed to power feed then 120v.
- If required, we can supply premium drivers such as Lutron, Eldoed and others upon request. Advanced control systems compliant drivers such as POE,DALI, DMX, etc. are also available, please consult factory.
- Rated life (90% survivorship) of 50,000 hours at 50° C max. ambient (and 70° C max. case) temperature. At maximum driver load: Efficiency >84%, PF>0.9, THD
- Our LED drivers feature HPF (high power factor), universal voltage 110 - 277 VAC and include 0-10V dimming.
- Emergency drivers are factory installed as an option, long life, high temperature, recyclable Ni-Cad battery pack with test switch and charge indicator. EMR is minimum of 90 minutes operation to meet code.
- POE - We are working with Molex/Igor POE systems. We can add a POE driver into our fixtures or remote them. Based on the fixture you select, we will notify you (or you can contact the factory) to see if we can install the P-driver or the P-driver needs to be remote. Just add POE1 in the spec and we will advise. Please keep in mind you need to specify a complete POE control system before specifying POE1.

## LED Performance

LED Output	CCT Color Temp	Watts	Lumens	Lumens per Watt	CCT Multiplier
Low	3000	4.3 WPF Direct (3.4 WPF Indirect)	350 LPF	81	2700 = .95
Medium	3000	6.02 WPF Direct (4.8 WPF Indirect)	500 LPF	82	3000 = 1
High	3000	9 WPF Direct (7.3WPF Indirect)	750 LPF	83	3500 = 1.01
Very High	3000	12.7 WPF Direct (9.7 WPF Indirect)	1000 LPF	79	4000= 1.03

- The table above is a quick reference. When calculating loads make sure you add direct and indirect LPW to get total wattage. Please refer to photometric report for detailed information.
- Our light engines are precisely designed for optimal operation of LED assemblies.
- Our standard LED's CCT (correlated color temperature) range is 2700K to 4000K. Other CCT values are available upon request.
- We log LED bin codes for each project we supply to ensure color consistency and keep a record of those projects for future reference.
- CRI offered is 80+, and 90+ Note: on 90+ CRI use .85 multiplier
- Tunable white, warm dim and other special LED colors available.
- Custom Lumens Available
- We design our own printed circuit boards to ensure high luminescence efficiency, low thermal resistance and long-term reliable operation.
- Light engines are easily replaced.
- We use only recognized brand LED's with 3 SDCM (standard deviation color matching) with high color consistency. 2 SDCM available upon request.
- If you require a special LED manufacturer, please contact us. LED chip manufacturers used by Picasso are primarily (but not limited to) Nichia, Cree and Samsung.
- LRP - "LED Reel Program" – LED's for printed circuit boards come on reels' like old 8mm projectors and they're sold in lots just like fabric. At Picasso Lighting, we have a program where we make sure all of your reels come from the same lot for each project. This ensures excellent color consistency in large open spaces.
- LED life is rated at 50,000 hours

## Certifications & Warranties

- Limited five-year (50,000 hours) warranty on all products. Limited ten-year (100,000 hours) warranty on all Lutron drivers.
- I.C. rated fixtures are available upon request.
- Chicago Plenum and IC products are available upon request.
- Warranty does not cover damage caused by transport, damage caused by using the fixture in an area it is not UL rated for, damage caused by negligence, lack of maintenance, attempts to repair by unqualified or unauthorized personnel, by using non-original accessories/parts, fixtures installed in systems without power surge protection.
- UL and CUL listed for dry and damp locations.
- IBEW USA Union All fixtures are IBEW manufactured and assembled in the USA.
- We manufacture based on approved spec sheets and submittals signed by professionals responsible. Change orders must be in writing and will delay delivery.
- Picasso Lighting must receive in writing any thought to be defective products discovered, no later than 4 weeks from delivery to; [ttoledo@picassoltg.com](mailto:ttoledo@picassoltg.com). Picasso Lighting will send a field technician to the site to evaluate the said defective product. We do accept field repair from licensed electrical contractors but not without a written agreement signed by Picasso Lighting official. Failure to adhere to all warranty and certifications will void any recompense and the warranty.





# Anello Acoustic

## PENDANT ACOUSTIC

TYPE

PROJECT

Note: Picasso lighting industries, LLC reserves the right to make any design changes which will not affect the overall appearance or performance of the product. All ceilings to be adequately reinforced by others. All fixtures to be wired by licensed electrician only. The information contained herein is the sole property of Picasso Lighting Industries, LLC and may not be used without prior written consent of Picasso Lighting Industries, LLC. The 'USGBC member logo' is a trademark owned by the U.S. Green building council and is used by permission. The logo signifies only that Picasso Lighting Industries, LLC is a USGBC member; USGBC does not review, certify, or endorse the products or services offered by its members.