


# Emily EZ-P Individual

EZ INSTALL - BUILDERS CHOICE

TYPE  
PROJECT

## Overview

- EZ Ship is when your looking for a fast solution to a space where you need an 8 foot or 4 foot single pendant
- No waiting for Submittals, Drawings, Bill of Materials, or Approvals.
- Order 1 Power End Cap Kit per unit, no Joiners.
- Aesthetically pleasing Emily has a round design with a tool-less snap on gear tray and a snap on frosted acrylic lens. End caps are milled for eliminating light leaks.
- Direct lighting only.
- If you need this product in linear rows, look under EZ Continuous Row.
- If you need this product in special lengths, colors , and patterns, please look at our standard Emily under pendants large.



Emily EZ-P Individual  
EZ INSTALL - BUILDERS CHOICE

TYPE  
PROJECT

Ordering Format

PART NUMBER: EZ-EMI-PD-I

Size	Lumens Direct	CCT Available	CRI Available	Direct Optics
4 = 4 Feet	D3 = 350 LPF	30 = 3000 Kelvins	90 = 90-95 CRI	FW = Frosted White
8 = 8 Feet	D5 = 500 LPF D7 = 750 LPF	35 = 3500 Kelvins		
Mounting Power Kit	Driver / Voltage	Fixture Finish	Options	
ECWPW-RE-W = Kit- 2-Round Canopies White W/ Support Cable 4' / 1-Power Cord White W/1-Power Feed End Cap/ 1-End Cap in White	ZTU = Universal 0-10v dimming 120v/277v dual 1%	W = White BK = Black	AWN = Lutron Athena Wireless Node (RF only)  AWNS = Lutron Athena Wireless Node (with Sensor)  EMD = Emergency Driver - Battery Backup 120-277VAC	
ECWPW-RE-B = Kit- 2-Round Canopies White W/ Support Cable 4' / 1-Power Cord White W/1-Power Feed End Cap/ 1-End Cap in Black				

NOTES

ORDER NUMBER:

Construction & Mounting

**HOUSING**  
Extruded aluminum housings are supplied in nominal lengths of 4 or 8 feet End caps are extruded,milled aluminum and encapsulate ends of lenses to minimize light leaks.

**REFLECTOR**  
Integral powder-coated LED housing with excessive reflectivity for increased lumen output

**FINISH**  
Standard powder-coated colors are white, black.

**OPTICS**  
Extruded square snap-in frosted acrylic lens formulated for LED light sources

**MOUNTING**  
Cable mounting with various 5" canopies and power feeds. canopy color and cord will be white or black. Cable uses gripper style locking for field adjustments,48" standard. Canopy mounts to standard J-box.





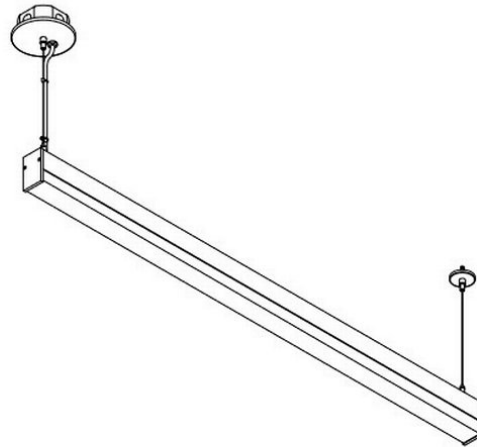
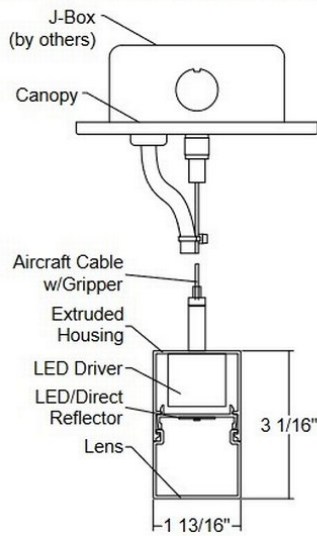
image not found

# Emily EZ-P Individual

EZ INSTALL - BUILDERS CHOICE

TYPE  
PROJECT

## Emily EZ Ship Pendant Drop Lens, Single Fixture



## Electrical / Driver

- Drivers - Our drivers are specifically selected based on fixture application to ensure ultimate reliability and long life. We use only UL recognized brands of LED drivers. Our LED drivers feature HPF (high power factor), universal voltage 110 - 277 VAC and include 0-10V dimming. Please note, 277v has longer distances from power feed to power feed then 120v.
- Emergency drivers are factory installed as an option, long life, high temperature, recyclable Ni-Cad battery pack with test switch and charge indicator. EMR is minimum of 90 minutes operation to meet code.
- Our LED drivers feature HPF (high power factor), universal voltage 110 - 277 VAC and include 0-10V dimming.
- Rated life (90% survivorship) of 50,000 hours at 50° C max. ambient (and 70° C max. case) temperature. At maximum driver load: Efficiency >84%, PF>0.9, THD

## LED Performance

LED Output	CCT Color Temp	Watts	Lumens	Lumens per Watt	CCT Multiplier
Low	3500	3.8 WPF	350 LPF	90 LPW	90+ CRI
Medium	3500	5.5 WPF	500 LPF	90 LPW	90+ CRI
High	3500	8.3 WPF	750 LPF	90 LPW	90+ CRI

- The table above is a quick reference based on per foot. Please refer to photometric report for detailed information.
- Our light engines are precisely designed for optimal operation of LED assemblies.
- Our standard LED's CCT (correlated color temperature) range is 3000K to 3500K in EZ Ship program.
- We log LED bin codes for each project we supply to ensure color consistency and keep a record of those projects for future reference.
- CRI offered is 80+, and 90+ Note: on 90+ CRI use .85 multiplier
- LED life is rated at 50,000 hours
- We design our own printed circuit boards to ensure high luminescence efficiency, low thermal resistance and long-term reliable operation.
- Light engines are easily replaced.
- We use only recognized brand LED's with 3 SDCM (standard deviation color matching) with high color consistency.
- If you require a special LED manufacturer, please contact us. LED chip manufacturers used by Picasso are primarily (but not limited to) Nichia, Cree and Samsung.
- LRP - "LED Reel Program" – LED's for printed circuit boards come on reels' like old 8mm projectors and they're sold in lots just like fabric. At Picasso Lighting, we have a program where we make sure all of your reels come from the same lot for each project. This ensures excellent color consistency in large open spaces.

## Certifications & Warranties

- Limited five-year (50,000 hours) warranty on all products. Limited ten-year (100,000 hours) warranty on all Lutron drivers.
- IBEW USA Union All fixtures are IBEW manufactured and assembled in the USA.
- Picasso Lighting must receive in writing any thought to be defective products discovered, no later than 4 weeks from delivery to; [ttoledo@picassoltg.com](mailto:ttoledo@picassoltg.com). Picasso Lighting will send a field technician to the site to evaluate the said defective product. We do accept field repair from licensed electrical contractors but not without a written agreement signed by Picasso Lighting official. Failure to adhere to all warranty and certifications will void any recompense and the warranty.
- UL and CUL listed for dry and damp locations.
- Warranty does not cover damage caused by transport, damage caused by using the fixture in an area it is not UL rated for, damage caused by negligence, lack of maintenance, attempts to repair by unqualified or unauthorized personnel, by using non-original accessories/parts, fixtures installed in systems without power surge protection.



Note: Picasso lighting industries, LLC reserves the right to make any design changes which will not affect the overall appearance or performance of the product. All ceilings to be adequately reinforced by others. All fixtures to be wired by licensed electrician only. The information contained herein is the sole property of Picasso Lighting Industries, LLC and may not be used without prior written consent of Picasso Lighting Industries, LLC. The 'USGBC member logo' is a trademark owned by the U.S. Green building council and is used by permission. The logo signifies only that Picasso Lighting Industries, LLC is a USGBC member; USGBC does not review, certify, or endorse the products or services offered by its members.