


Overview

- Soft, even illumination
- High efficiency
- Blends in with ceiling tiles



Ordering Format

PART NUMBER:

Size	Lumens Direct	Lumens Indirect	CCT Available	CRI Available
Optics	Mounting	Driver / Voltage	Color	Options

NOTES

ORDER NUMBER:

Construction & Mounting

HOUSING


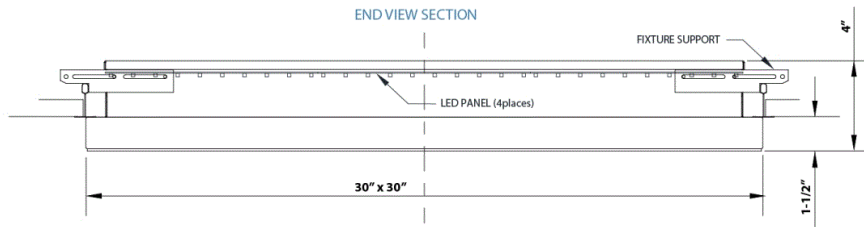
Die formed cold rolled steel, white powder coat.

MOUNTING

Recessed lay-in, Slot-grid, T-grid, Lindner ceiling options.

LABELING

UL/CUL listed. Union-made in the U.S.A.



REFLECTED CEILING PLAN (LED panel layout)

ZIFF	
CATALOGUE #	ZIFF - LED - 3030 - 3500K - UE
LAMP	400 LED (4204 lms)

Electrical / Driver

- Our drivers are specifically selected based on fixture application to ensure ultimate reliability and long life. We use only UL recognized brands of LED drivers.
- If required, we can supply premium drivers such as Lutron, Eldoled and others upon request. Advanced control systems compliant drivers such as POE, DALI, DMX, etc. are also available.
- Rated life (90% survivorship) of 50,000 hours at 50° C max. ambient (and 70° C max. case) temperature. At maximum driver load: Efficiency >84%, PF>0.9, THD
- Our LED drivers feature HPF (high power factor), universal voltage 110 - 277 VAC and include 0-10V dimming.
- Emergency drivers are factory installed, long life, high temperature, recyclable Ni-Cad battery pack with test switch and charge indicator. EMR is minimum of 90 minutes operation to meet code.

LED Performance

LED Output	CCT Color Temp	Watts	Lumens	Lumens per Watt	CCT Multiplier
<ul style="list-style-type: none"> • The table above is a quick reference. When calculating loads make sure you add direct and indirect LPW to get total wattage. Please refer to photometric report for detailed information. • Our light engines are precisely designed for optimal operation of LED assemblies. • Our standard LED's CCT (correlated color temperature) range is 2700K to 4000K. Other CCT values are available upon request. • We log LED bin codes for each project we supply to ensure color consistency and keep a record of those projects for future reference. • CRI offered is 80+, and 90+ Note: on 90+ CRI use .85 multiplier • Tunable white, warm dim and other special LED colors available. 				<ul style="list-style-type: none"> • We design our own printed circuit boards to ensure high luminescence efficiency, low thermal resistance and long-term reliable operation. • Light engines are easily replaced. • We use only recognized brand LED's with 3 SDCM (standard deviation color matching) with high color consistency. 2 SDCM available upon request. • LRP - "LED Reel Program" – LED's for printed circuit boards come on reels' like old 8mm projectors and they're sold in lots just like fabric. At Picasso Lighting, we have a program where we make sure all of your reels come from the same lot for each project. This ensures excellent color consistency in large open spaces. • LED life is rated at 50,000 hours • Custom Lumens Available 	

Certifications & Warranties

- Limited five-year (50,000 hours) warranty on all products.
- I.C. rated fixtures are available upon request.
- All fixtures are IBEW manufactured and assembled.
- UL and CUL listed for dry and damp locations.
- Chicago Plenum products are available upon request.
- Made in the U.S.A.



Note: Picasso lighting industries, LLC reserves the right to make any design changes which will not affect the overall appearance or performance of the product. All ceilings to be adequately reinforced by others. All fixtures to be wired by licensed electrician only. The information contained herein is the sole property of Picasso Lighting Industries, LLC and may not be used without prior written consent of Picasso Lighting Industries, LLC. The 'USGBC member logo' is a trademark owned by the U.S. Green building council and is used by permission. The logo signifies only that Picasso Lighting Industries, LLC is a USGBC member; USGBC does not review, certify, or endorse the products or services offered by its members.